

TM 10-4130-239-24P

TECHNICAL MANUAL

UNIT, DIRECT SUPPORT AND GENERAL SUPPORT
MAINTENANCE REPAIR PARTS AND SPECIAL TOOLS LIST

for

SMALL MOBILE WATER CHILLER
(NSN4130-01-333-6086)

DISTRIBUTION STATEMENT A: Approved for public release; distribution is unlimited.

HEADQUARTERS, DEPARTMENT OF THE ARMY

15 JULY 1993

TECHNICAL MANUAL
NO.10-4130-239-24P

HEADQUARTERS
DEPARTMENT OF THE ARMY
WASHINGTON D. C., 15 July 1993

TECHNICAL MANUAL

Unit, Direct Support and General Support Maintenance
Repair Parts and Special Tools List

For
Small Mobile Water Chiller
(NSN4130-01-333-6086)

Current as of 24 May 1993

REPORTING ERRORS AND RECOMMENDING IMPROVEMENTS

You can help improve this manual. If you find any mistakes or if you know of a way to improve the procedures, please let us know. Mail your letter, DA Form 2028 (Recommended Changes to Publications and Blank Forms), or DA Form 2028-2 located in the back of this manual directly to: Commander, US Army Aviation and Troop Command, ATTN: AMSAT-1-MP, 4300 Goodfellow Blvd., St. Louis, MO 83120-1798. A reply will be furnished directly to you.

DISTRIBUTION STATEMENT A: Approved for public release; distribution is unlimited.

	Page	Illus/ Figure
TABLE OF CONTENTS		
Section I. INTRODUCTION	1	
Section II. REPAIR PARTS LIST	13	
Group 00 SMALL MOBILE WATER CHILLER ASSEMBLY		
Group 01 HOUSING ASSEMBLY		
Data Plates	1-1	1
Housing Assembly	2-1	2
Group 02 ELECTRICAL SYSTEM		
Wiring Harness and Switches	3-1	3
Group 03 DRIVE SYSTEM		
Drive System	4-1	4
Group 04 EXHAUST SYSTEM		
Exhaust System	5-1	5
Group 05 GASOLINE ENGINE ASSEMBLY		
Oil Drain Assembly	6-1	6
Engine Assembly	7-1	7
Air Cleaner Assembly	8-1	8
Governor control	9-1	9
Carburetor and Intake Manifold Assembly	10-1	10
Starter Panel Assembly	11-1	11
Starter Assembly	12-1	12
Flywheel Pulley, Blower Housing, and Flywheel and Ring		
Gear Assembly	13-1	13
Air Guides and Cylinder Shields	14-1	14

TABLE OF CONTENTS

	PAGE	ILLUS/ FIGURE
Group 05	GASOLINE ENGINE ASSEMBLY - CONTINUED	
	Breather Assemblies	15-1 15
	Dipstick and Tube Assembly	16-1 16
	Armature Group and Spark Plug	17-1 17
	Cylinder Heads	18-1 18
	Cylinder Block Assembly	19-1 19
	Engine Base	20-1 20
Group 06	WATER SYSTEM	
	Hoses and Fittings	21-1 21
	Water Pump Assembly and High Temperature Thermal Switch	22-1 22
	Panel Assembly	23-1 23
	Evaporator, Heat Exchanger and Relief Valve	24-1 24
	Valves, Low Temperature Thermal Switch, Lines and Fittings	25-1 25
Group 07	REFRIGERATION SYSTEM	
	Pressure Switches and Brackets.	26-1 26
	Refrigerant Hose Assemblies	27-1 27
	Expansion Valve, Filter-Drier, and Sight Glass	28-1 28
	Plenum Assembly, Condenser, and Pressure Relief Valve	29-1 29
	Compressor Assembly	30-1 30
Group 08	SKID ASSEMBLY	
	Skid Assembly	31-1 31
Group 09	TRAILER MOUNTING KIT	
	Trailer Mounting Kit	32-1 32
Group 10	SUPPORT KIT	
	support Kit	33-1 33
Group 11	BULK MATERIALS LIST	
	Bulk Materials List	Bulk-1 Bulk
Section III.	CROSS-REFERENCE INDEXES	
	National Stock Number Index1-1
	Part Number Index1-4
	Figure and item Number index1-15

**UNIT, DIRECT SUPPORT AND GENERAL SUPPORT
MAINTENANCE REPAIR PARTS AND SPECIAL TOOLS LIST**

Section I. INTRODUCTION

1. SCOPE. This RPSTL lists and authorizes spares and repair parts; special tools; special test, measurement, and diagnostic equipment (TMDE); and other special support equipment required for performance of unit, direct support and general support maintenance of the Small Mobile Water Chiller. It authorizes the requisitioning, issue, and disposition of spares, repair parts and special tools as indicated by the source, maintenance and recoverability (SMR) codes.

2. GENERAL. In addition to this section, Introduction, this Repair Parts and Special Tools List is divided into the following sections:

a. Section II. Repair Parts List. A list of spares and repair parts authorized by this RPSTL for use in the performance of maintenance. This list also includes parts which must be removed for replacement of the authorized parts. Parts lists are composed of functional groups in ascending alphanumeric sequence, with the parts in each group listed in ascending figure and item number sequence. Bulk materials are listed in item name sequence. Items are shown in the associated illustration(s)/figure(s).

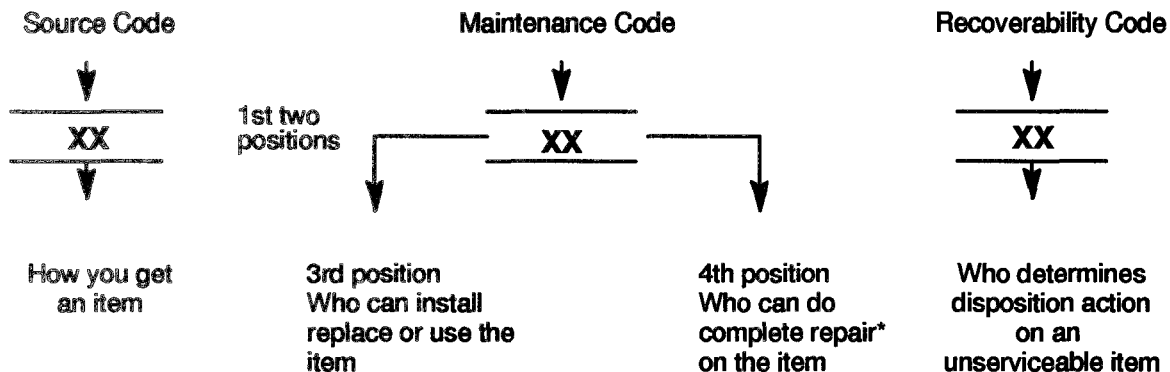
b. Section III. Special Tools List. A list of special tools, special TMDE, and other special support equipment authorized by this RPSTL (as indicated by Basis of Issue (BOI) information in DESCRIPTION AND USABLE ON CODE column) for the performance of maintenance.

c. Section IV. Cross-Reference Index. A list, in National Item Identification Number (NIIN) sequence, of all National stock numbered items appearing in the listing, followed by a list in alphanumeric sequence of all part numbers appearing in the listings. National stock numbers and part numbers are cross referenced to each illustration figure and item number appearing. The figure and item number index lists figure and item numbers in alphanumeric sequence and cross references NSN, CAGEC and part number.

3. EXPLANATION OF COLUMNS (SECTION II AND III).

a. ITEM NO. (Column (1)). Indicates the number used to identify items called out in the illustration.

b. SMR Code (Column(2)). The Source, Maintenance, and Recoverability (SMR) code is a 5-position code containing supply/requisitioning information, maintenance category authorization criteria, and disposition instruction, as shown in the following breakout:



* Complete Repair: Maintenance capacity, capability, and authority to perform all corrective maintenance task of the "Repair function in a use/user environment in order to restore serviceability to a failed item.

(1) Source Code. The source code tells you how to get an item needed for maintenance, repair, or overhaul of an end item/equipment. Explanations of source codes follows:

Source Code	Explanation
PA PB PC**	Stocked items; use the applicable NSN to request/requisition items with these source codes. They are authorized to the category indicated by the code entered in the 3rd position of the SMR code.
PD PE PF PG	
KD KF KB	**NOTE: Items coded PC are subject to deterioration. Items with these codes are not to be requested/requisitioned individually. They are part of a kit which is authorized to the maintenance category indicated in the 3rd position of the SMR code. The complete kit must be requisitioned and applied.
MO - (Made at Unit/AVUM Level) MF - (Made at DS/AVUM Level) MH - (Made at GS Level) ML - (Made at Specialized Repair Activity (SRA)) MD - (Made at Depot)	Items with these codes are not to be requested/requisitioned individually. They must be made from bulk material which is identified by the part number in the DESCRIPTION and USABLE ON CODE (UOC) column and listed in the Bulk Material group of the repair parts list in this RPSTL. If the item is authorized to you by the 3rd position code of the SMR code, but the source code indicates it is made at a higher level, order the item from the higher level of maintenance.
AO - (Assembled by Unit/AVUM Level) AF - (Assembled by DS/AVUM Level) AH - (Assembled by GS Category) AL - (Assembled by SRA) AD - (Assembled by Depot)	
XA -	Do not requisition "XA"-coded item. Order its next higher assembly. (Refer to the NOTE below.)
XB -	If an "XB" item is not available from salvage, order it using the CAGEC and part number given.
XC -	Installation drawing, diagram, instruction sheet, field service drawing, that is identified manufacturer's part number.
XD -	Item is not stocked. Order an "XD"-coded item through normal supply channels using the CAGEC and part number given, if no NSN is available.

NOTE

Cannibalization or controlled exchange, when authorized, may be used as a source of supply for items with the above source codes, except for those source coded "XA" or those aircraft support items restricted by requirements of AR 750-1.

(2) Maintenance Code. Maintenance codes tell you the level(s) of maintenance authorized to USE and REPAIR support items. The maintenance codes are entered in the third and fourth positions of the SMR code as follows:

(a) The maintenance code entered in the third position tells you the lowest maintenance level authorized to remove, replace, and use an item. The maintenance code entered in the third position will indicate authorization to the following levels of maintenance.

Maintenance

C o d e

Application/Explanation

- C - Crew or operator maintenance done within unit/AVUM maintenance.
- O - Unit level/AVUM maintenance can remove, replace, and use the item.
- F - Direct support/AVIM maintenance can remove, replace, and use the item.
- H - General support maintenance can remove, replace, and use the item.
- L - specialized repair activity can remove, replace, and use the item.
- D - Depot can remove, replace, and use the item.

(b) The maintenance code entered in the fourth position tells whether or not the item is to be repaired and identifies the lowest maintenance level with the capability to do complete repair (i.e., perform all authorized repair functions.)

NOTE

Some limited repair may be done on an item at a lower level of maintenance, if authorized by the Maintenance Allocation Chart and SMR codes.

Maintenance

C o d e

Application/Explanation

- O - Unit/AVUM is the lowest level that can do complete repair of the item.
- F - Direct support/AVIM is the lowest level that can do complete repair of the item.
- H - General Support is the lowest level that can do complete repair of the item.
- L - Specialized repair activity is the lowest level that can do complete repair of the item.
- D - Depot is the lowest level that can do complete repair of the item.
- Z - Nonreparable. No repair is authorized.
- B - No repair is authorized. No parts or special tools are authorized for the maintenance of a "B" coded item. However, the item may be reconditioned by adjusting, lubricating, etc., at the user level.

(3) Recoverability Code. Recoverability codes are assigned to items to indicate the disposition action on unserviceable items. The recoverability code is entered in the fifth position of the SMR Code as follows:

Recoverability

Codes

Apphcation/Explanation

- Z - Nonreparable item. When unserviceable, condemn and dispose of the item at the level of maintenance shown in 3d position of SMR Code.
- O - Repairable item. When not economically repairable, condemn and dispose of the item at unit or AVUM level.
- F - Repairable item. When uneconomically repairable, condemn and dispose of the item at the direct support or AVIM level.
- H - Repairable item. When uneconomically repairable, condemn and dispose of the item at the general support level.
- D - Repairable item. When beyond lower level repair capability, return to depot. Condemnation and disposal of item not authorized below depot level.
- L - Repairable item. Condemnation and disposal not authorized below specialized repair activity (SRA).
- A - Item requires special handling or condemnation procedures because of specific reasons (e.g., precious metal content, high dollar value, critical material, or hazardous material). Refer to appropriate manuals/directives for specific instructions.

c. CAGEC (Column (3)). The Commercial and Government Entity Code (CAGEC) is a 5-digit numeric code which is used to identify the manufacturer, distributor, or Government agency/activity that supplies the item.

d. PART NUMBER (Column (4)). Indicates the primary number used by the manufacturer, (individual, company, firm, corporation, or Government activity), which controls the design and characteristics of the item by means of its engineering drawings, specifications, standards, and inspection requirements to identify an item or range of items.

NOTE

When you use an NSN to requisition an item, the item you receive may have a different part number from the number listed.

e. DESCRIPTION AND USABLE ON CODE (UOC) (Column (5)). This column includes the following information:

(1) The Federal item name and, when required, a minimum description to identify the item.

(2) Part numbers of bulk materials are referenced in this column in the line entry to be manufactured/fabricated.

(3) The statement "END OF FIGURE" appears just below the last item description in Column (5) for a given figure in both Section II and Section III.

f. QTY (Column (6)). The QTY (quantity per figure) column indicates the quantity of the item used in the breakout shown on the illustration/figure, which is prepared for a functional group, subfunctional group, or an assembly. A "V" appearing in this column instead of a quantity indicates that the quantity is variable and may vary from application to application,

4. EXPLANATION OF INDEX FORMAT AND COLUMNS (SECTION IV).

a. NATIONAL STOCK NUMBER (NSN) INDEX.

(1) STOCK NUMBER Column. This column lists the NSN in national item identification number (NIIN) sequence. The NIIN consists of the last nine digits of the NSN, i.e.

NEW
5305-01-574-1467
 N I I N

When using this column to locate an item, ignore the first four digits of the NSN. Use the complete NSN (13 digits) when requisitioning items by stock number.

TM 10-4130-239-24P

(2) FIG. Column. This column lists the number of the figure where the item is identified/located. The figures are in numerical order in Section II and Section III.

(3) ITEM Column. The item number identifies the item associated with the figure listed in the adjacent FIG. column. This item is also identified by the NSN listed on the same line.

b. PART NUMBER INDEX. Part numbers in this index are listed by part number in ascending alphanumeric sequence (ie., vertical arrangement of letter and number combination which places the first letter or digit of each group in order A through Z, followed by the numbers 0 through 9, and each following letter or digit in like order).

(1) CAGEC Column. The Commercial and Government Entity Code (CAGEC) is a 5-digit numeric code used to identify the manufacturer, distributor, or Government agency/activity that supplies the item.

(2) PART NUMBER Column. Indicates the primary number used by the manufacturer (individual, firm, corporation, or Government activity), which controls the design and characteristics of the item by means of its engineering drawings, specifications, standards, and inspection requirements to identify an item or range of items.

(3) STOCK NUMBER. This column lists the NSN for the associated part number and manufacturer identified in the PART NUMBER and CAGEC columns to the left.

(4) FIG. Column. This column lists the number of the figure where the item is identified/located in Section II and Section III.

(5) ITEM Column. The item number is that number assigned to the item as it appears in the figure referenced in adjacent figure number column.

c. FIGURE AND ITEM NUMBER INDEX.

(1) FIG. Column. This column lists the number of the figure where the item is identified/located in Section II and Section III.

(2) ITEM Column. The item number is that number assigned to the item as it appears in the figure referenced in the adjacent figure number column.

(3) STOCK NUMBER Column. This column lists the NSN for the item.

(4) CAGEC Column. The Commercial and Government Entity Code (CAGEC) is a 5-digit numeric code used to identify the manufacturer, distributor, or Government agency/activity that supplies the item.

(5) PART NUMBER. Indicates the primary number used by the manufacturer (individual, firm, corporation, or Government activity), which controls the design and characteristics of the item by means of its engineering drawings, specifications, standards and inspection requirements to identify an item or range of items.

5. SPECIAL INFORMATION.

i. USABLE ON CODE. The usable on code appears in the lower left corner of the Description Column heading. Usable on codes are shown as "UOC:.." in the Description Column (justified left) on the last line of the applicable item description/nomenclature. Uncoded items are applicable to all models.

b. FABRICATION INSTRUCTIONS. Bulk materials required to manufacture items are listed in the Bulk Material Functional Group of this RPSTL. Part numbers for bulk materials are also referenced in the description column of the line entry for the item to be manufactured/fabricated. Detailed fabrication instructions for items source coded to be manufactured or fabricated are found in Appendix F of TM 10-4130-239-14.

c. INDEX NUMBERS. Items which have the word BULK in the figure column will have an index number shown in the item number column. This index number is a cross-reference between the National Stock Number/Part Number Index and the bulk material list in Section II.

d. ASSOCIATED PUBLICATIONS. The publications listed below pertain to the Small Mobile Water Chiller and its components.

Publication

TM 10-4130-239-14

Short Title

Operator, Unit, Direct Support and General Support Maintenance Manual.

TM 10-4130-239-24P

6. HOW TO LOCATE REPAIR PARTS.

a. When National Stock Numbers or Part Numbers are NOT Known.

(1) First. Using the table of contents, determine the assembly or subassembly group to which the item belongs. This is necessary since figures are prepared for assembly groups and subassembly groups, and listings are divided into the same groups.

(2) Second. Find the figure covering the assembly group or subassembly group to which the item belongs.

(3) Third. Identify the item on the figure and use the Figure and Item Number Index to find the NSN

b. When National Stock Number or Part Number is Known.

(1) First. Using the of National Stock Number and Part Number indexes find the pertinent National Stock Number or Part Number. The NSN index is in National Item Identification Number (NIIN) sequence (see paragraph 4.a.). The part numbers in the Part Number index are listed in ascending alphanumeric sequence (see paragraph 4.b.). Both indexes cross-reference you to the illustration/figure and item number of the item you are looking for.

(2) Second. Turn to the figure and item number, verify that the item is the one you are looking for, then locate the item number in the repair parts list for the figure.

7. ABBREVIATIONS. Abbreviations used in this manual are listed in MIL-STD-12.

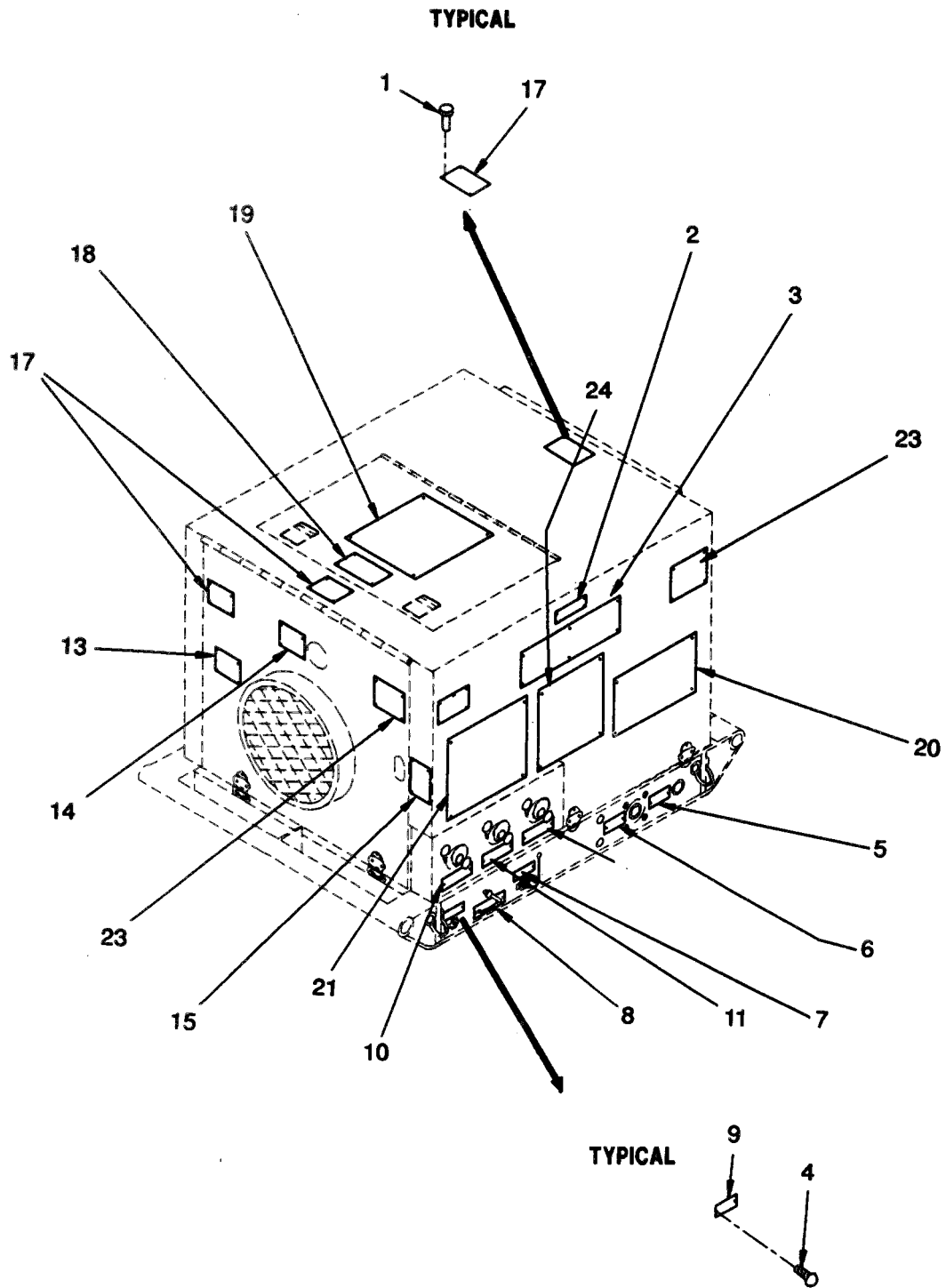


Figure 1. Data Plates (Sheet 1 of 2)

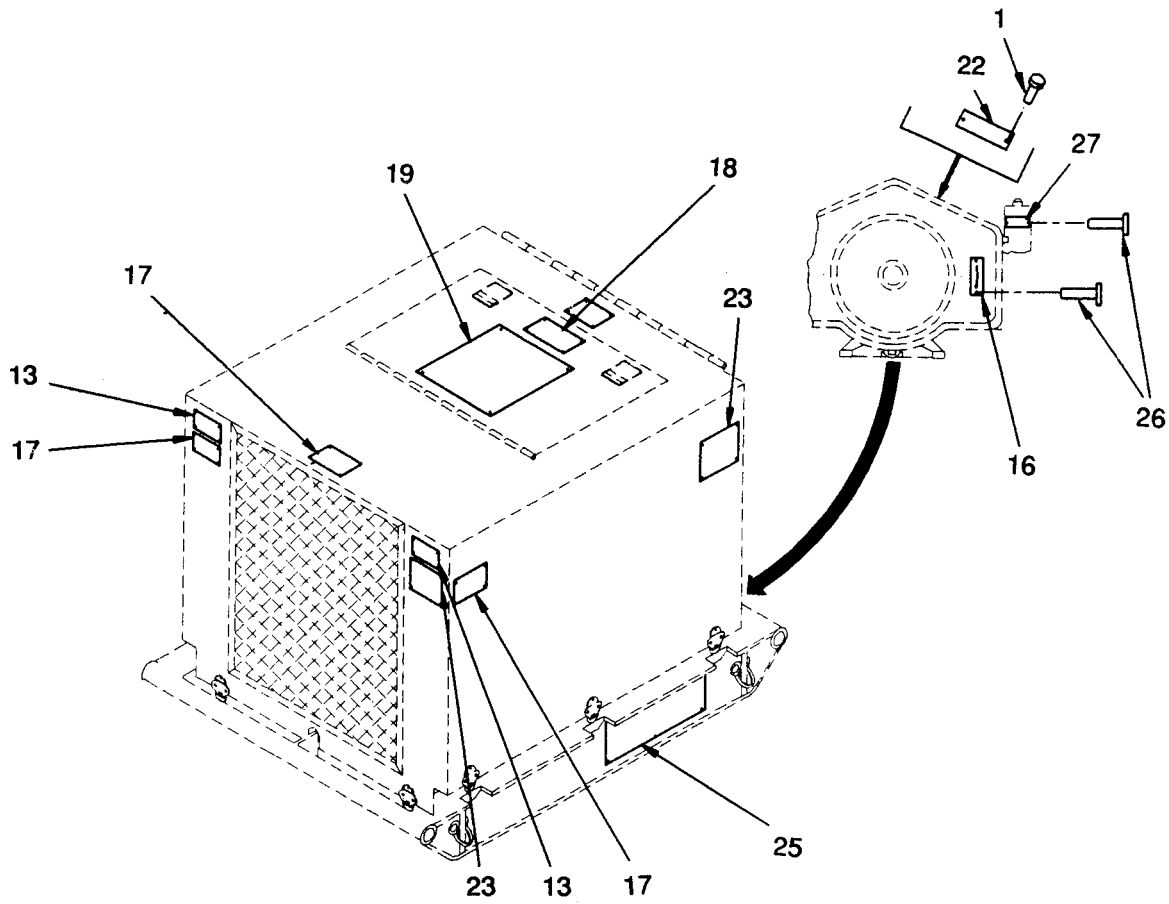


Figure 1. Data Plates (Sheet 2 of 2).

GROUP 01 HOUSINGASSEMBLY
 FIG. 1 DATA PLATES

				WATER CHILLER ASSEM.....	1
1	PAOZZ 97403	13214E3789-3		RIVET, BLIND.....	92
2	XDOZZ 97403	13226E1801-2		PLATE, IDENTIFICATI (CONTAINS THE FOLLOWING DATA: MODEL, S/N, NSN, CONTR. NO. WEIGHTS, SIZE, DATES, INSPECTION, AND MFD BY).....	1
3	XDOZZ 97403	13226E1780-5		PLATE, INSTRUCTION (FRONT).....	1
4	PAOZZ 96906	MS21318-20		SCREW, DRIVE.....	22
5	XDOZZ 97403	13226E1780-7		PLATE, INSTRUCTION (REFRIGERANT SIGHT GLASS).....	1
6	XDOZZ 97403	13226E1780-8		PLATE, INSTRUCTION (12/24 VOLT INPUT FOR STARTING).....	1
7	XDOZZ 97403	13226E1780-10		PLATE, INSTRUCTION (OIL DRAIN).....	1
8	XDOZZ 97403	13226E1780-2		PLATE, INSTRUCTION (START <---> RUN).....	1
9	XDOZZ 97403	13226E1780-9		PLATE, INSTRUCTION (MOGAS).....	1
10	XDOZZ 97403	13226E1780-4		PLATE, INSTRUCTION (COOL RECIRCULATE).....	1
11	XDOZZ 97403	13226E1780-1		PLATE, INSTRUCTION (COOL DISPENSE).....	1
12	XDOZZ 97403	13226E1780-3		PLATE, INSTRUCTION (WARM IN).....	1
13	XDOZZ 97403	13226E1780-12		PLATE, INSTRUCTION (AIR INTAKE MAINTAIN 1 FT CLEARANCE).....	3
14	XDOZZ 97403	13226E1780-14		PLATE, INSTRUCTION (CHOKE PULL ON PUSH OFF).....	1
15	XDOZZ 97403	13226E1780-11		PLATE, INSTRUCTION (STOP RUN START).....	1
16	XDOZZ 97403	13226E1780-6		PLATE, INSTRUCTION (<----- (LEFT POINTING ARROW).....	1
17	XDOZZ 97403	13226E1780-13		PLATE, INSTRUCTION (FOUR PERSON LEFT).....	6
18	XDOZZ 97403	13226E1755		PLATE, INSTRUCTION (CAUTION LID MUST BE OPEN WHEN RUNNING).....	1
19	XDOZZ 97403	13226E1744		PLATE, INFORMATION (START-UP PROCEDURE AND CAUTIONS).....	1
20	XDOZZ 97403	13226E1725-2		PLATE, INFORMATION ELECTRICAL DIAGRAM.....	1
21	XDOZZ 97403	13226E1725-1		PLATE, INFORMATION PIPING DIAGRAM..	1
22	XDOZZ 97403	13226E1780-15		PLATE, INSTRUCTION (IF 12/24 VOLT POWER IS CONNECTED THEN PUSH TO START).....	1
23	XDOZZ 97403	13226E1780-16		PLATE, INSTRUCTION (CAUTION HEARING PROTECTION REQUIRED WITHIN 4 FEET).....	4
24	XDOZZ 97403	13226E1827		PLATE, INFORMATION (CAUTIONS TO PREVENT DAMAGE).....	1
25	XDOZZ 97403	13226E1801-1		PLATE, IDENTIFICATI (CONTAINS THE FOLLOWING DATA: MODEL, S/N, NSN, CONTR. NO. WEIGHTS, SIZE, DATES, INSPECTION, AND MFD BY).....	1
26	PAOZZ 97403	13214E3789-2		RIVET, BLIND.....	2

SECTION II

TM10-4130-239-24P

(1) ITEM NO	(2) SMR CODE	(3) CAGEC	(4) PART NUMBER	(5) DESCRIPTION AND USABLE ON CODES(UOC)	(6) QTY
27	XDOZZ	97403	13226E1780-17	PLATE, INSTRUCTION (IF ROPE USED THEN PUSH TO START).....	1

END OF FIGURE

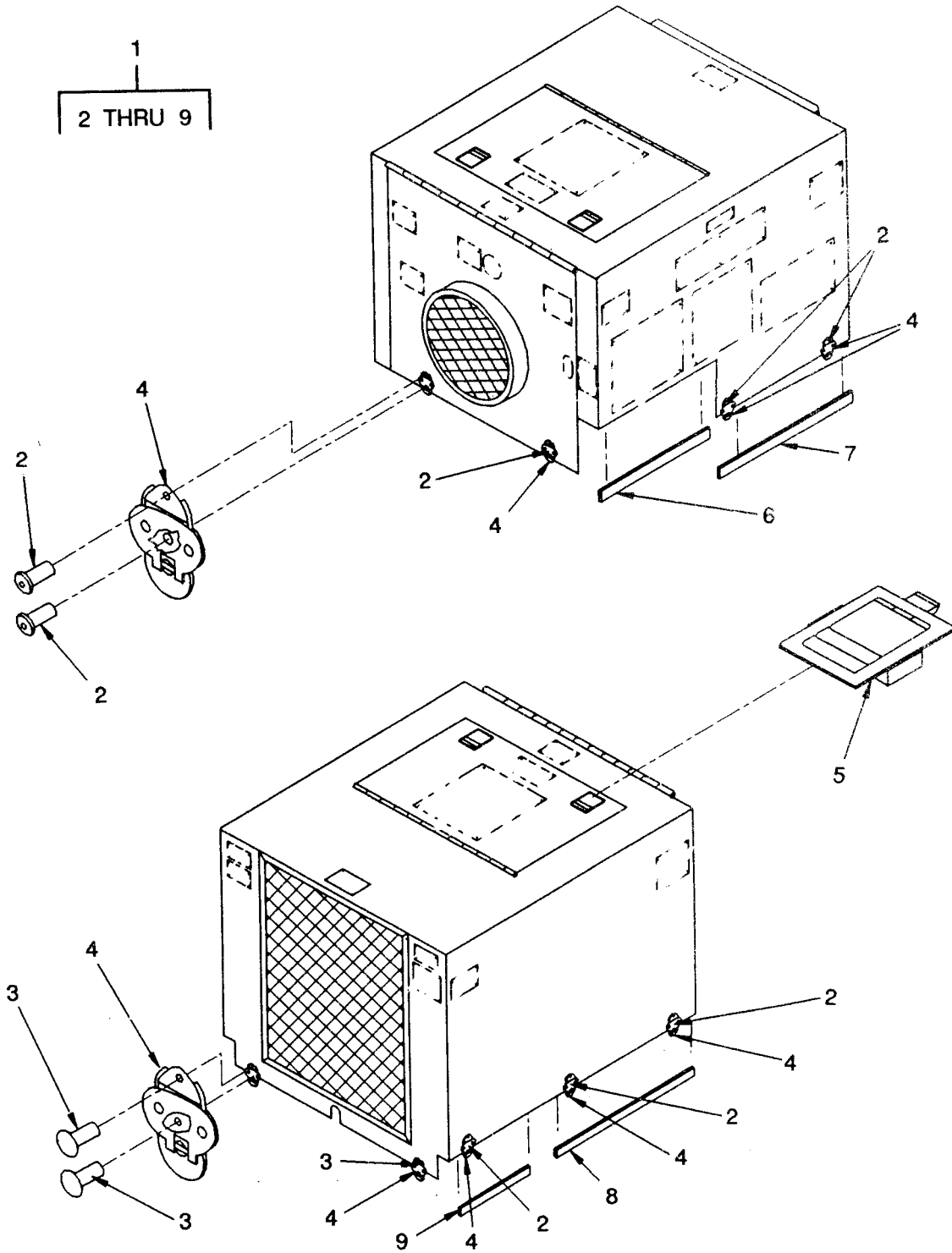


Figure 2. Housing Assembly.

SECTION II

TM10-4130-239-24P

(1) ITEM NO	(2) SMR CODE	(3) CAGEC	(4) PART NUMBER	(5) DESCRIPTION AND USABLE ON CODES(UOC)	(6) QTY
GROUP 01 HOUSINGASSEMBLY					
FIG. 2 HOUSING ASSEMBLY					
1	XDOZZ	97403	13226E1748	HOUSING ASSEMBLY	1
2	PAOZZ	96906	MS20470AD4-6	.RIVET,SOLID	14
3	PAOZZ	96906	MS20426AD4-6	.RIVET,SOLID	4
4	PAOZZ	97403	13226E1781-1	.CATCH,CLAMPING	9
5	XDOZZ	97403	13226E1749	.LATCH,PADDLE	2
6	MOOZZ	97403	13226E1748-23	.RUBBER STRIP, CELLU MAKE FROM RUBBER, P/N MIL-R-6130, CAGEC 81349, 13 IN.	1
7	MOOZZ	97403	13226E1748-24	.RUBBER STRIP, CELLU MAKE FROM RUBBER, P/N MIL-R-6130, CAGEC 81349, 14.5.	1
8	MOOZZ	97403	13226E1748-25	.RUBBER STRIP, CELLU MAKE FROM RUBBER,P/NMIL-R-6130, CAGEC 81349, 27.5 IN.	1
9	MOOZZ	97403	13226E1748-28	.RUBBER STRIP, CELLU MAKE FROM RUBBER, P/N MIL-R-6130, CAGEC 81349, 22 IN.	1

END OF FIGURE

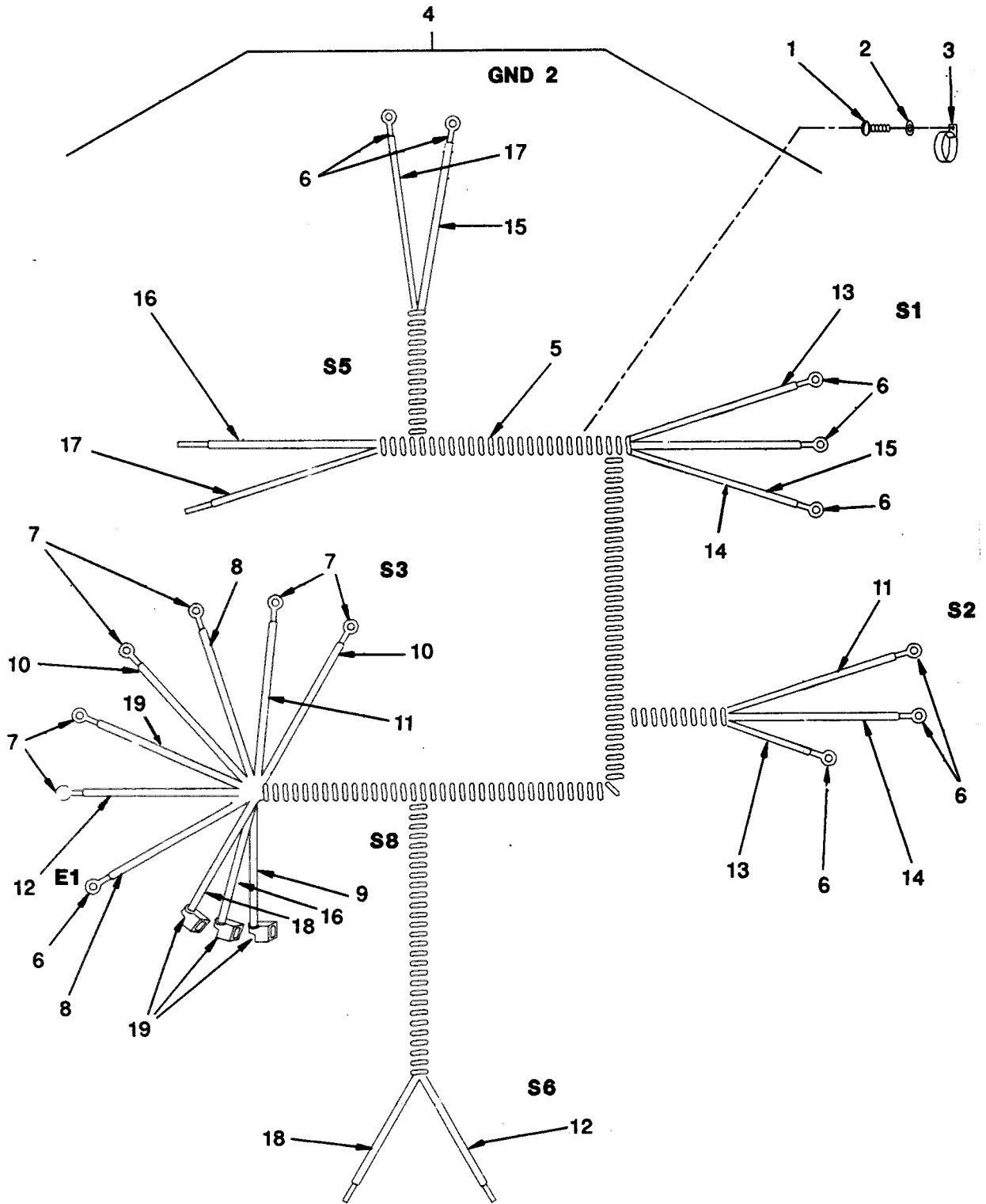


Figure 3. Wiring Harness and Switches (Sheet 1 of 2)

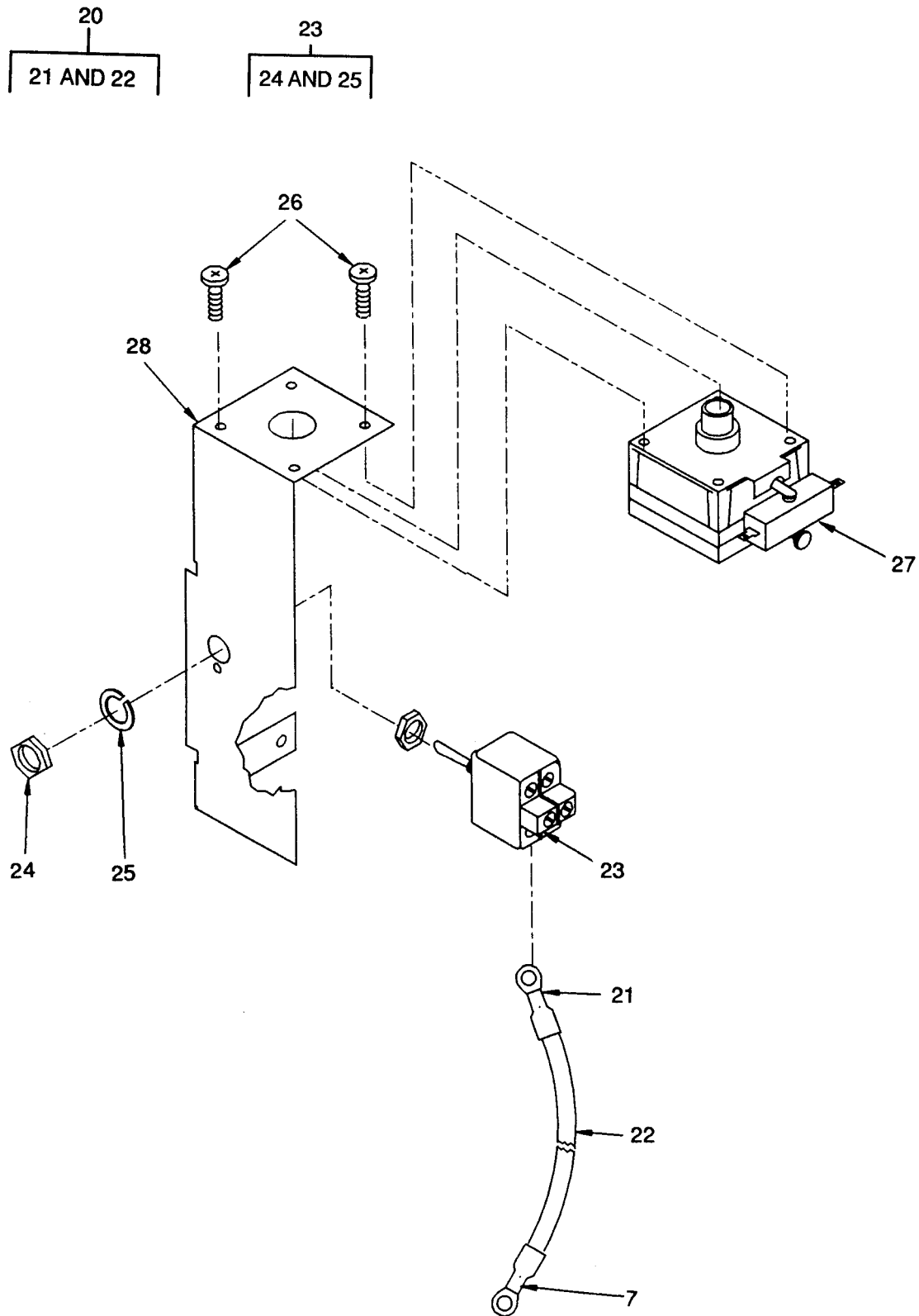


Figure 3. Wiring Harness end Switches (Sheet 2 of 2).

SECTION II			TM10-4130-239-24P			
(1)	(2)	(3)	(4)	(5)	(6)	
ITEM	SMR		PART			
NO	CODE	CAGEC	NUMBER	DESCRIPTION AND USABLE ON CODES(UOC)	QTY	
GROUP 02 ELECTRICALSYSTEM						
FIG. 3 WIRING AND SWITCHES						
1	PAOZZ	96906	MS35206-228	.SCREW,MACHINE 6-32 UNC-2A 0.375	3	
				IN. LG.....		
2	PAOZZ	96906	MS15795-805	.WASHER,FLAT.....	3	
3	PAOZZ	96906	MS21919WCF4	.CLAMP,LOOP.....	3	
4	MOOZZ	97403	13226E1809	.WIRING HARNESS.....	1	
5	MOOZZ	97403	13226E1810	..TUBING,PLASTIC,SPIR MAKE FROM	1	
				BULK MATERIAL, P/N HT 1/4FR,		
				<FSCM 09106> <USE AS		
				REQUIRED>.....		
6	PAOZZ	96906	MS25036-153	..TERMINAL,LUG #8.....	9	
7	PAOZZ	96906	MS25036-106	..TERMINAL,LUG.....	7	
8	MOOZZ	97403	13226E1809-1	..WIRE, SIZE 16 MAKE FROM WIRE P/N	1	
				M5086/1-16-9, CAGEC 81349, 12.5 IN..		
9	MOOZZ	97403	13226E1809-2	..WIRE, SIZE 16.....	1	
10	MOOZZ	97403	13226E1809-3	..WIRE, SIZE 16 MAKE FROM WIRE, P/	1	
				N M5086/1-16-9, CAGEC 81349, 4 IN...		
11	MOOZZ	97403	13226E1809-4	..WIRE, SIZE 16 MAKE FROM WIRE, P/	1	
				N M5086/1-16-9, CAGEC 81349, 32 IN..		
12	MOOZZ	97403	13226E1809-5	..WIRE, SIZE 16 MAKE FROM WIRE, P/	1	
				N M5086/1-16-9, CAGEC 81349, 30 IN..		
13	MOOZZ	97403	133226E1809-6	..WIRE, SIZE 16 MAKE FROM WIRE, P/	1	
				N M5086/1-16-9, CAGEC 81349. 19 IN..		
14	MOOZZ	97403	13226E1809-7	..WIRE, SIZE 16 MAKE FROM WIRE, P/	1	
				N M5086/1-16-9, CAGEC 81349, 15 IN..		
15	MOOZZ	97403	13226E1809-8	..WIRE, SIZE 16 MAKE FROM WIRE, P/	1	
				N M5086/1-16-9, CAGEC 81349, 20 IN..		
16	MOOZZ	97403	13226E1809-9	..WIRE, SIZE 16 MAKE FROM WIRE, P/	1	
				N M5086/1-16-9, CAGEC 81349, 59 IN..		
17	MOOZZ	97403	13226E1809-10	..WIRE, SIZE 16 MAKE FROM WIRE, P/	1	
				N M5086/1-16-9, CAGEC 81349, 19 IN..		
18	MOOZZ	97403	13226E1809-11	..WIRE, SIZE 16 MAKE FROM WIRE, P/	1	
				N M5086/1-16-9, CAGEC 81349, 32 IN..		
19	PAOZZ	00779	3-520133-2	..TERMINAL,RECEPTACLE.....	3	
20	A0OZZ	97403	13226E1793	.WIRE LEAD... ..	1	
21	PAOZZ	96906	MS25036-154	..TERMINAL,LUG 1/4.....	1	
22	MOOZZ	97403	13226E1793-2	..WIRE,LEAD,SIZE 16 MAKE FROM WIRE,	1	
				P/N M5086/1-16-9, CAGEC 81349, 6		
				IN..		
23	PAOZZ	96906	MS27407-3	.SWITCH,TOGGLE.....	1	
24	PAOZZ	08645	93888	..NUT,PLAIN,HEXAGON.....	2	
25	PAOZZ	96906	MS51413-8	..WASHER,LOCK.....	1	
26	PAOZZ	96906	MS35206-243	.SCREW,MACHINE 8-32 UNC-2A 0.375	2	
				IN. LG...		
27	PAOZZ	97403	13226E1834	.SWITCH,PNEUMATIC.....	1	
28	XDOZZ	97403	13226E1723	.BRACKET,SWITCH.....	1	

END OF FIGURE

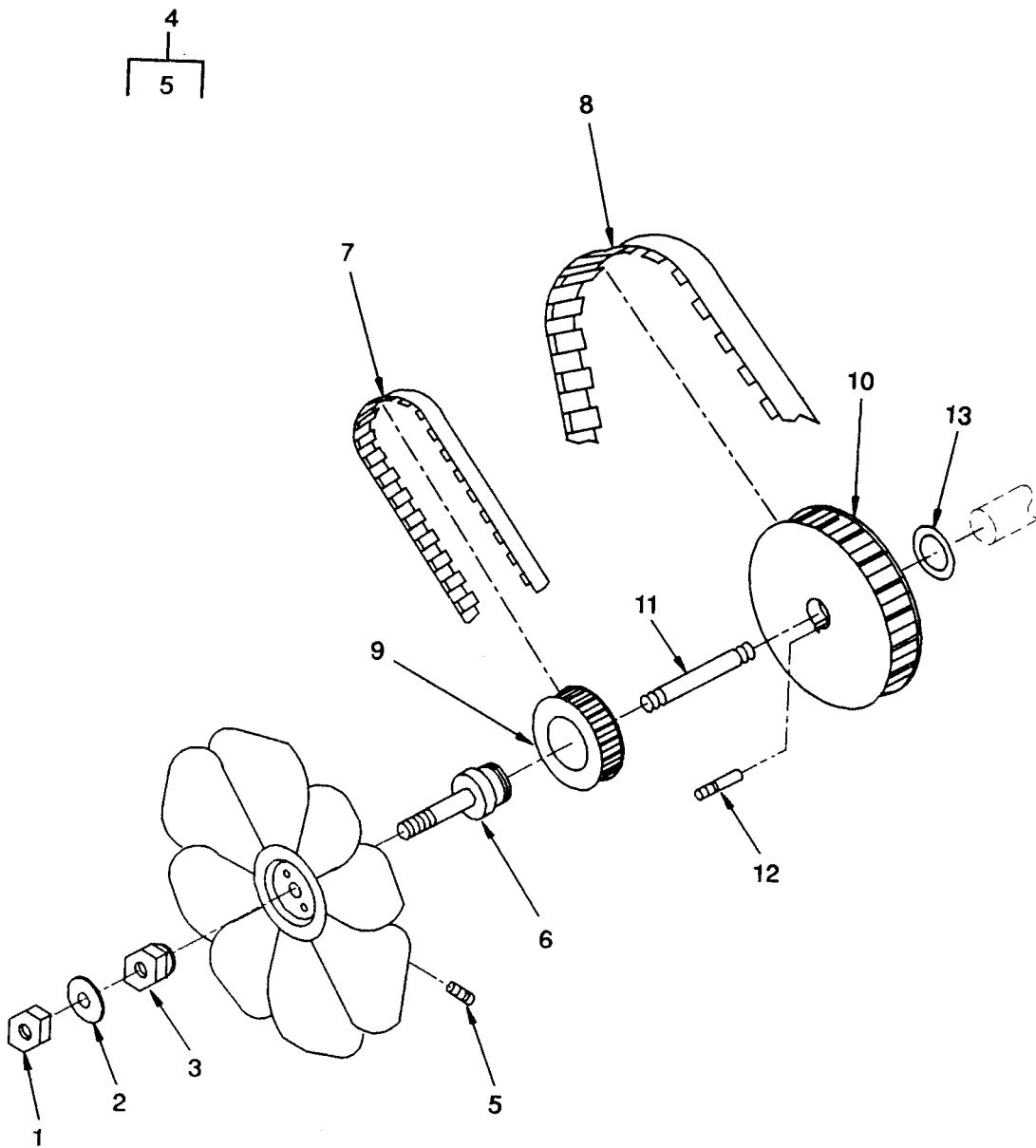


Figure 4. Drive System.

SECTION II			TM10-4130-239-24P		
(1)	(2)	(3)	(4)	(5)	(6)
ITEM NO	SMR CODE	CAGEC	PART NUMBER	DESCRIPTION AND USABLE ON CODES(UOC)	QTY
GROUP 03 DRIVESYSTEM					
FIG. 4 DRIVE SYSTEM					
1	PAOZZ	96906	MS35650-3314	.NUT,PLAIN,HEXAGON 5/16 UNF-2B.....	1
2	PAOZZ	96906	MS35338-140	.WASHER,LOCK 5/16.....	1
3	PAOZZ	96906	MS172238	.NUT, SPANNER, BRG.....	1
4	XDOZZ	97403	13226E1758	.IMPELLER,FAN,AXIAL.....	1
5	PAOZZ	96906	MS51963-67	..SETSCREW .250-20 UNC-3A X 0.500 IN. LG.....	1
6	XDOZZ	97403	13226E1757	.ADAPTER, FAN.....	1
7	PAOZZ	97403	13226E1782-3	.BELT, DRIVE.....	1
8	PAOZZ	97403	13226E1782-1	.BELT, POSITIVE DRIVE.....	1
9	XDOZZ	97403	13226E1734	.SPROCKET WHEEL.....	1
10	XDOZZ	97403	13226E1835	.CLUTCH, CENTRIFUGAL.....	1
11	XDOZZ	97403	13226E1713	.STUD, STEPPED.....	1
12	PAOZZ	96906	MS20066-213	.KEY, MACHINE.....	1
13	XDOZZ	97403	13229E5062	.SPACER.....	1

END OF FIGURE

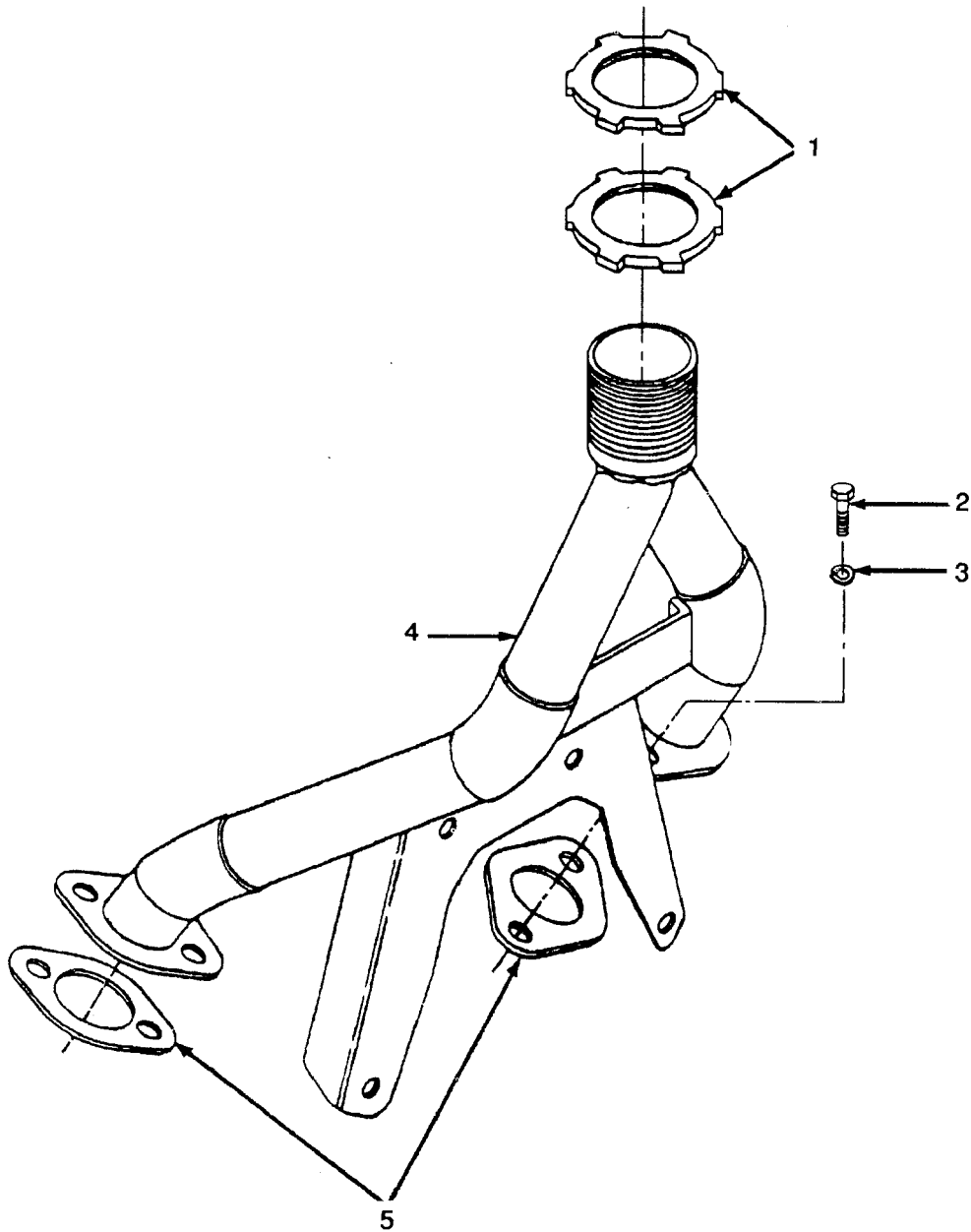


Figure 5. Exhaust System.

SECTION II			TM10-4130-239-24P		
(1)	(2)	(3)	(4)	(5)	(6)
ITEM	SMR		PART		
NO	CODE	CAGEC	NUMBER	DESCRIPTION AND USABLE ON CODES(UOC)	QTY

GROUP 04 EXHAUSTSYSTEM

FIG. 5 EXHAUST SYSTEM

1	PAOZZ	97403	13215E7892-3	. LOCKNUT,ELECTRICAL	2
2	PAOZZ	96906	MS35307-305	. SCREW,CAP,HEXAGON H 1/4-20 UNC-2A	4
				X,625 IN, LG	
3	PAOZZ	96906	MS35338-139	. WASHER,LOCK	4
4	PBOZZ	97403	13226E1709	. MANIFOLD,EXHAUST	1
5	PAOZZ	97403	13226E1770	. GASKET	2

END OF FIGURE

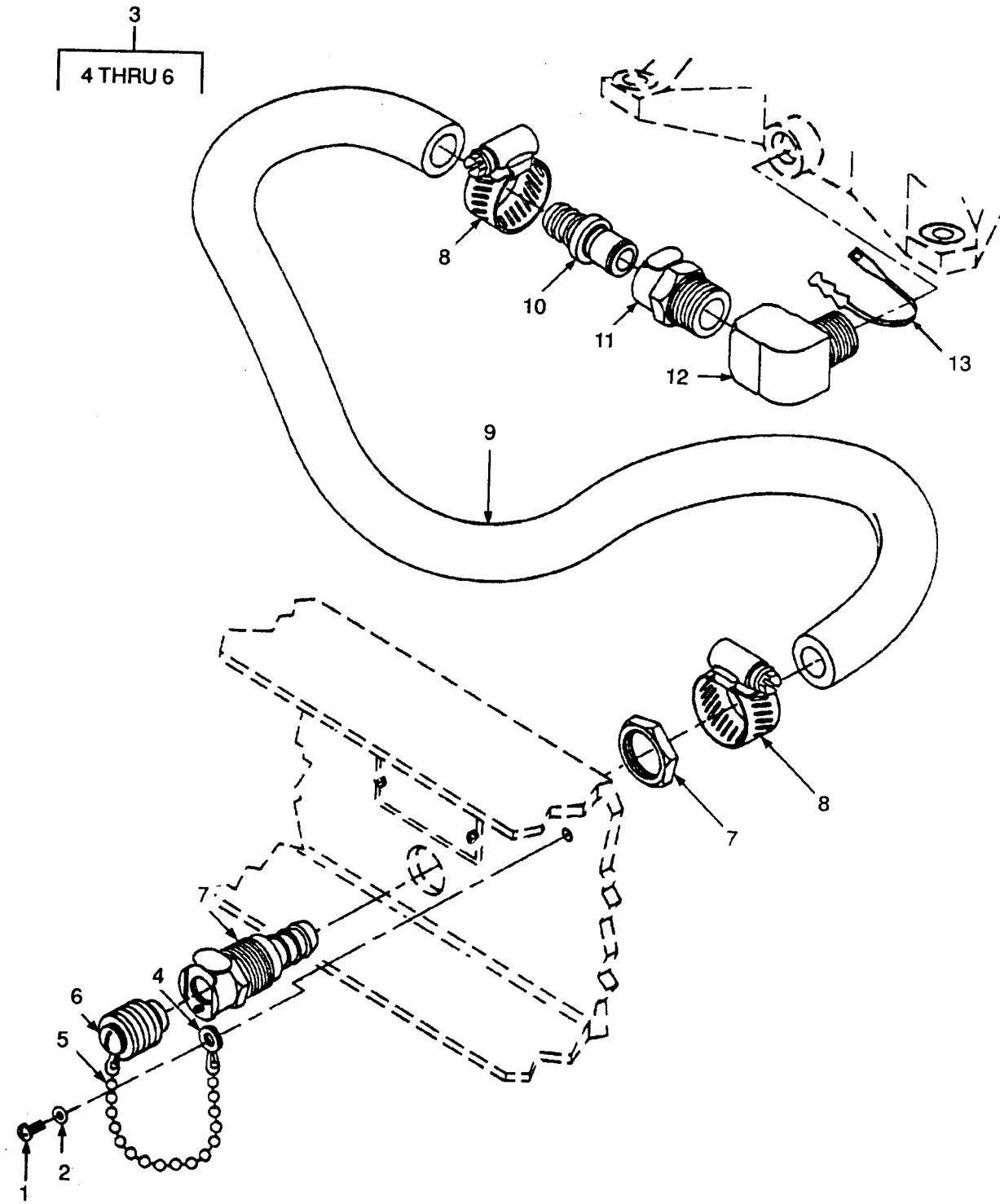


Figure 6. Oil Drain Assembly.

SECTION II			TM10-4130-239-24P			
(1)	(2)	(3)	(4)	(5)	(6)	
ITEM NO	SMR CODE	CAGEC	PART NUMBER	DESCRIPTION AND USABLE ON CODES(UOC)	QTY	
GROUP 05 GASOLINEENGINEASSEMBLY						
FIG. 6 OIL DRAIN ASSEMBLY						
1	PAOZZ	96906	MS51958-60	.SCREW,MACHINE.....	1	
2	PAOZZ	96906	MS35338-138	.WASHER,LOCK #10.....	1	
3	PAOZZ	97403	13226E1764	.PLUG,PROTECTIVE,DUS.....	1	
4	PAOZZ	81348	RR-C-271, IX, 10 10-A	..FASTENER,BEAD CHAIN.....	2	
5	M0OZZ	97403	13226E1764-2	..PACKING,PREFORMED MAKE FROM CHAIN, P/N/RR-C-271, TY II, CL 5, TRADE NO.	1	
6	PAOZO	96906	MS35207-259	..SCREW,MACHINE.....	1	
7	PAOZZ	97403	13226E1766	.COUPLING,BARBED.....	1	
8	PAOZO	96906	MS35842-11	.CLAMP,HOSE.....	2	
9	M0OZZ	97403	13226E1750-68	.HOSE,NONMETALLIC MAKE FROM HOSE, P/N SAE-J517, CAGEC 81343, 15 IN. LG.....	1	
10	XDOZZ	97403	13226E1765	.COUPLING,INSERT.....	1	
11	XDOZZ	97403	13226E1763	.COUPLING BODY.....	1	
12	XDOZZ	97403	13226E1750-156	.FITTING,AUTOMN.....	1	
13	PAOZZ	96906	MS3367-1-9	.STRAP,TIEDOWN,ELECT.....	1	

END OF FIGURE

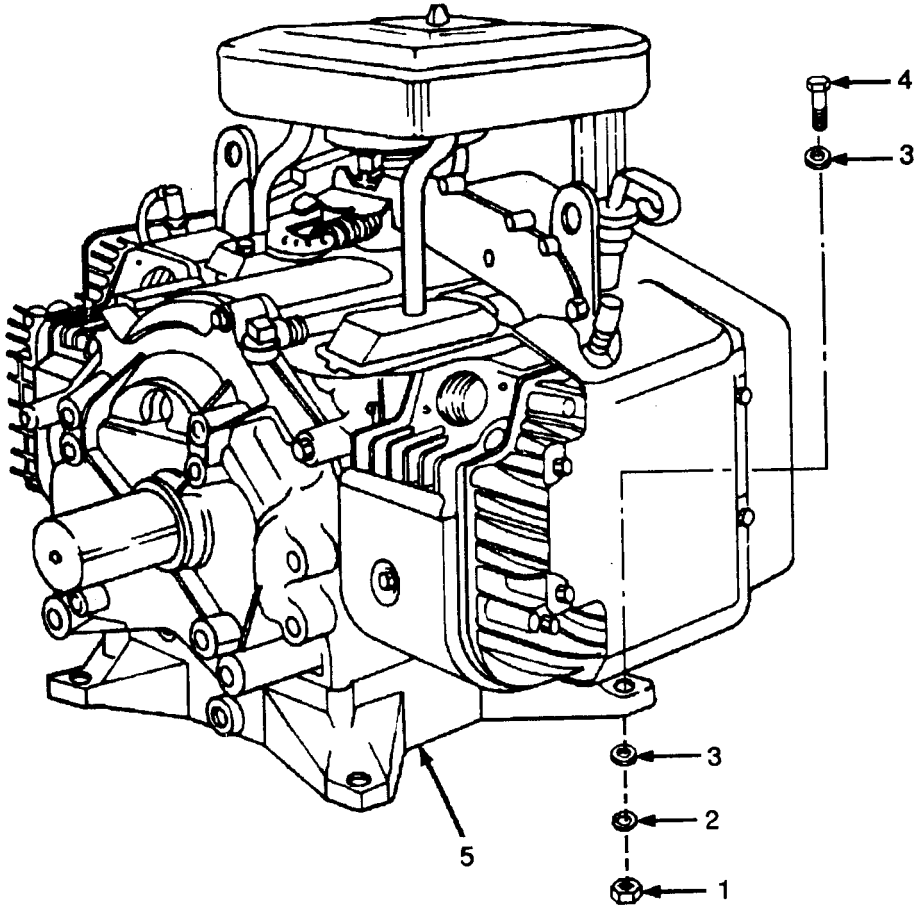


Figure 7. Engine Assembly.

SECTION II			TM10-4130-239-24P		
(1)	(2)	(3)	(4)	(5)	(6)
ITEM	SMR		PART		
NO	CODE	CAGEC	NUMBER	DESCRIPTION AND USABLE ON CODES(UOC)	QTY

GROUP 05 GASOLINEENGINEASSEMBLY

FIG. 7 ENGINE ASSEMBLY

1	PAOZZ	96906	MS35649-2312	.NUT,PLAIN,HEXAGON.....	4
2	PAOZZ	96906	MS35338-140	.WASHER,LOCK.....	4
3	PAOZZ	96906	MS27183-12	.WASHER,FLAT.....	8
4	PAOZZ	96906	MS90728-37	.BOLT,MACHINE.....	4
5	PFOHH	97403	13226E1705	.ENGINE,GASOLINE MODEL 422435, TYPE 1199, TRIM 01.....	1

END OF FIGURE

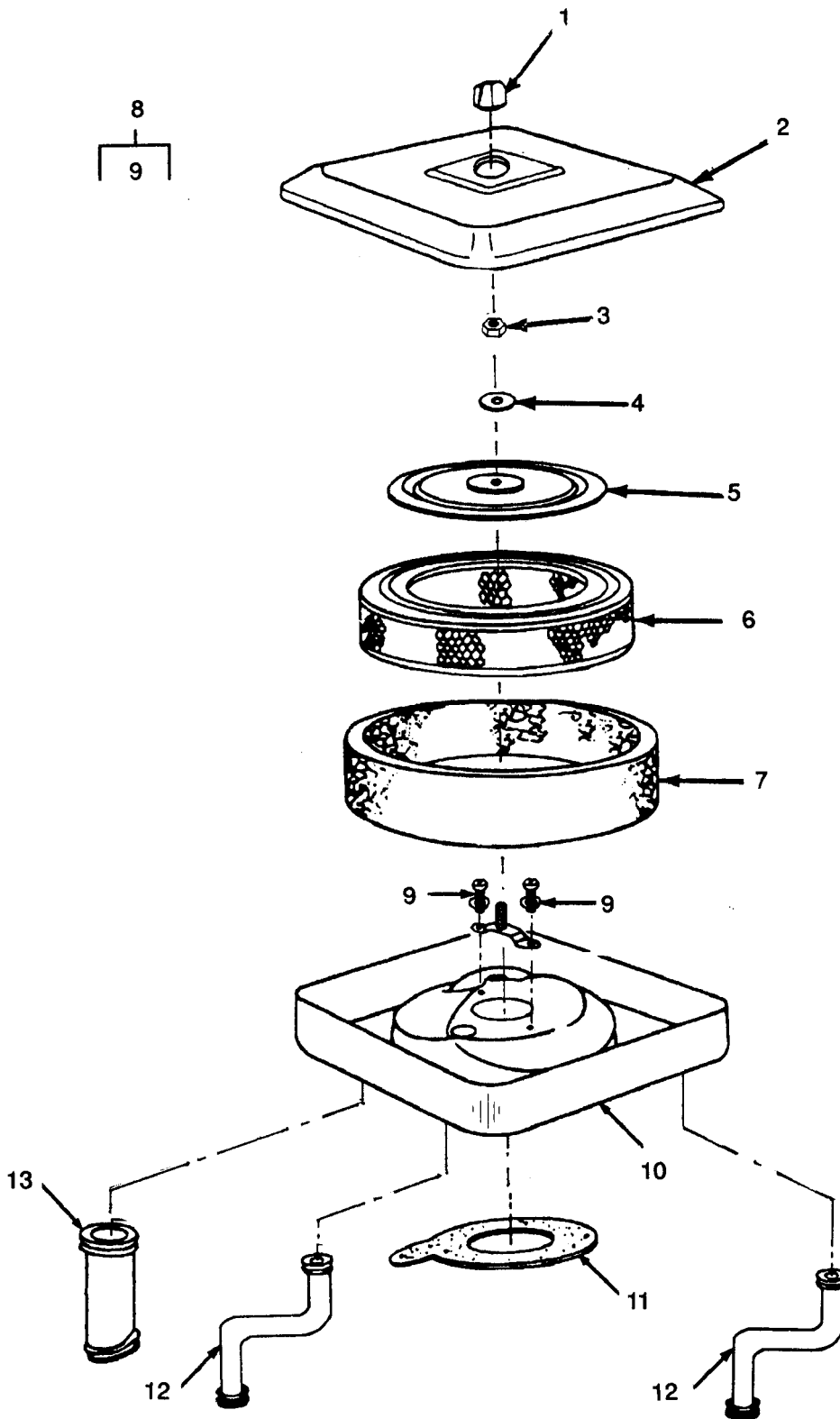


Figure 8. Air Cleaner Assembly.

SECTION II			TM10-4130-239-24P		
(1)	(2)	(3)	(4)	(5)	(6)
ITEM	SMR		PART		
NO	CODE	CAGEC	NUMBER	DESCRIPTION AND USABLE ON CODES(UOC)	QTY

GROUP 05 GASOLINEENGINEASSEMBLY

FIG. 8 AIR CLEANER ASSEMBLY

1	PAOZZ	08645	212706	..KNOB.....	1
2	PAOZZ	08645	223001	..COVER,AIR CLEANER,I.....	1
3	XDOZZ	08645	93715	..NUT,HEX.....	1
4	PAOZZ	96906	MS27183-10	..WASHER,FLAT #1/4.....	1
5	PAOZZ	08645	222835	..PLATE,CARTRIDGE,AIR.....	1
6	PAOZZ	97403	13226E1794	..CARTRIDGE,AIR CLEAN.....	1
7	PAOZZ	97403	13226E1795	..FILTER ELEMENT,INTA.....	1
8	XDOZZ	08645	392643	..MOUNTING STRAP ASSY.....	1
9	XDOZZ	08645	93893	...SCREW.....	2
10	XDOZZ	08645	222752	..HOUSING,AIR CLEANER.....	1
11	KFOZZ	08645	271411	..GASKET, AIR CLEANER PART OF KIT	1
				P/N 394501.....	
12	PAOZZ	08645	280819	..TUBE, BREATHER.....	2
13	PAOZZ	08645	280198	..PIPE,METALLIC.....	1

END OF FIGURE

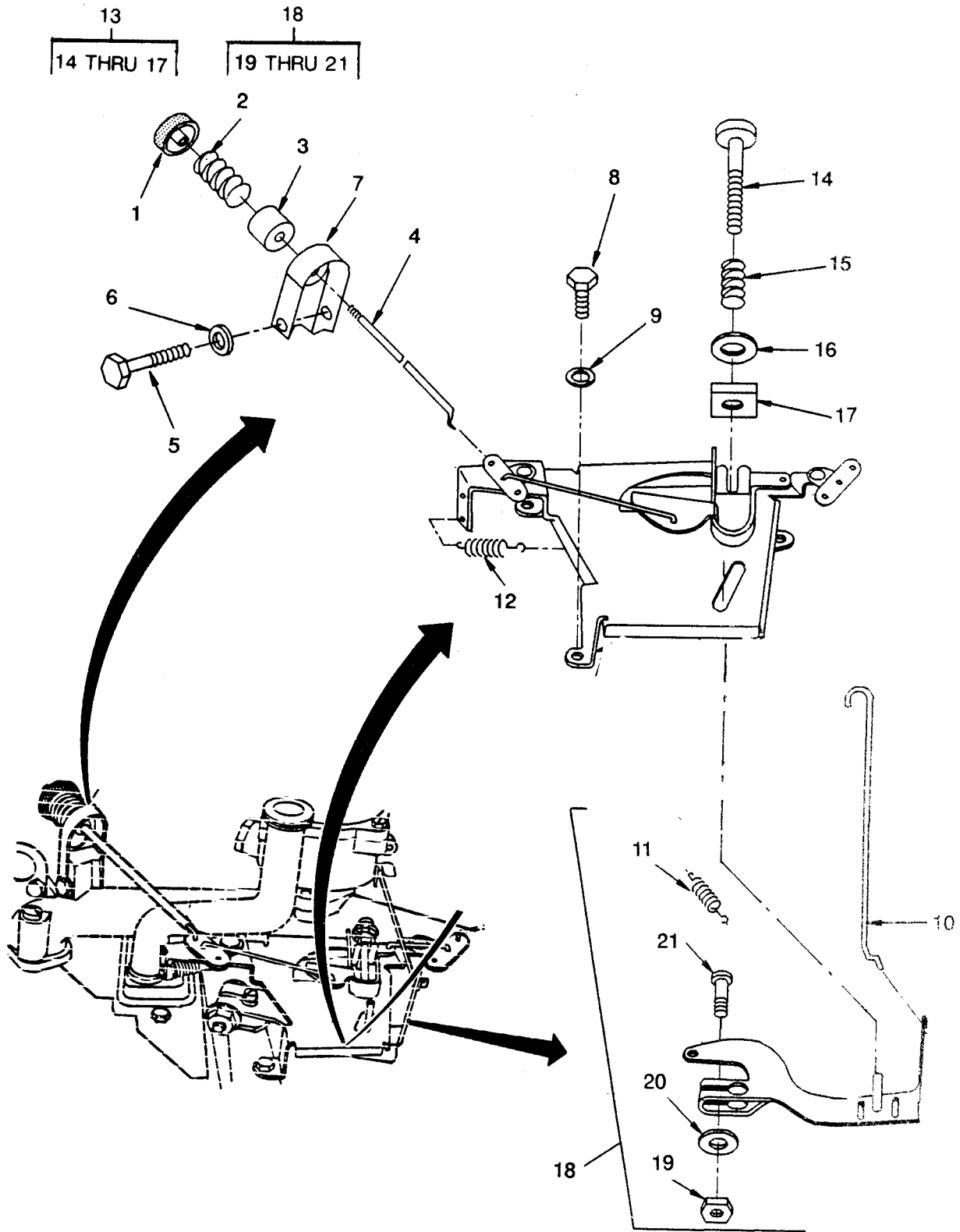


Figure 9. Governor Control.

SECTION II			TM10-4130-239-24P		
(1)	(2)	(3)	(4)	(5)	(6)
ITEM	SMR		PART		
NO	CODE	CAGEC	NUMBER	DESCRIPTION AND USABLE ON CODES(UOC)	QTY

GROUP 05 GASOLINEENGINEASSEMBLY

FIG. 9 GOVERNOR CONTROL

1	XDOZZ	08645	231542	..NUT, CONTROL ROD.....	1
2	XDOZZ	08645	262347	..SPRING, CONTROL ROD.....	1
3	XDOZZ	08645	224101	..CAP, SPRING.....	1
4	XDOZZ	08645	262336	..ROD.....	1
6	PAOZZ	96906	MS27183-41	..WASHER, FLAT.....	2
7	XDOZZ	08645	223881	..BRACKET, CONTROL ROD.....	1
8	XDOZZ	08645	93868	..SCREW.....	3
9	PAOZZ	96906	MS35338-137	..WASHER, LOCK #8.....	3
10	XDOZZ	08645	262333	..LINK, GOVERNOR.....	1
11	XDOZZ	08645	262338	..SPRING, GOVERNOR.....	1
12	XDOZZ	08645	261563	..SPRING, HELICAL, EXTE.....	1
13	XDOZZ	08645	491282	..BRACKET, SPEED.....	1
14	XDOZZ	08645	94297	...SCREW, PAN HEAD.....	1
15	XDOZZ	08645	262337	...SPRING, COMPRESSION.....	1
16	XDOZZ	08645	220680	...WASHER, FLAT.....	1
17	XDOZZ	08645	94298	...NUT, SQUARE.....	1
18	XDOZZ	08645	491298	..LEVER ASSEMBLY.....	1
19	XDOZZ	08645	92278	...NUT, HEX 10-24.....	1
20	XDOZZ	08645	62199	...WASHER, GOVERNOR.....	1
21	XDOZZ	08645	93853	...BOLT, GOVERNOR.....	1

END OF FIGURE

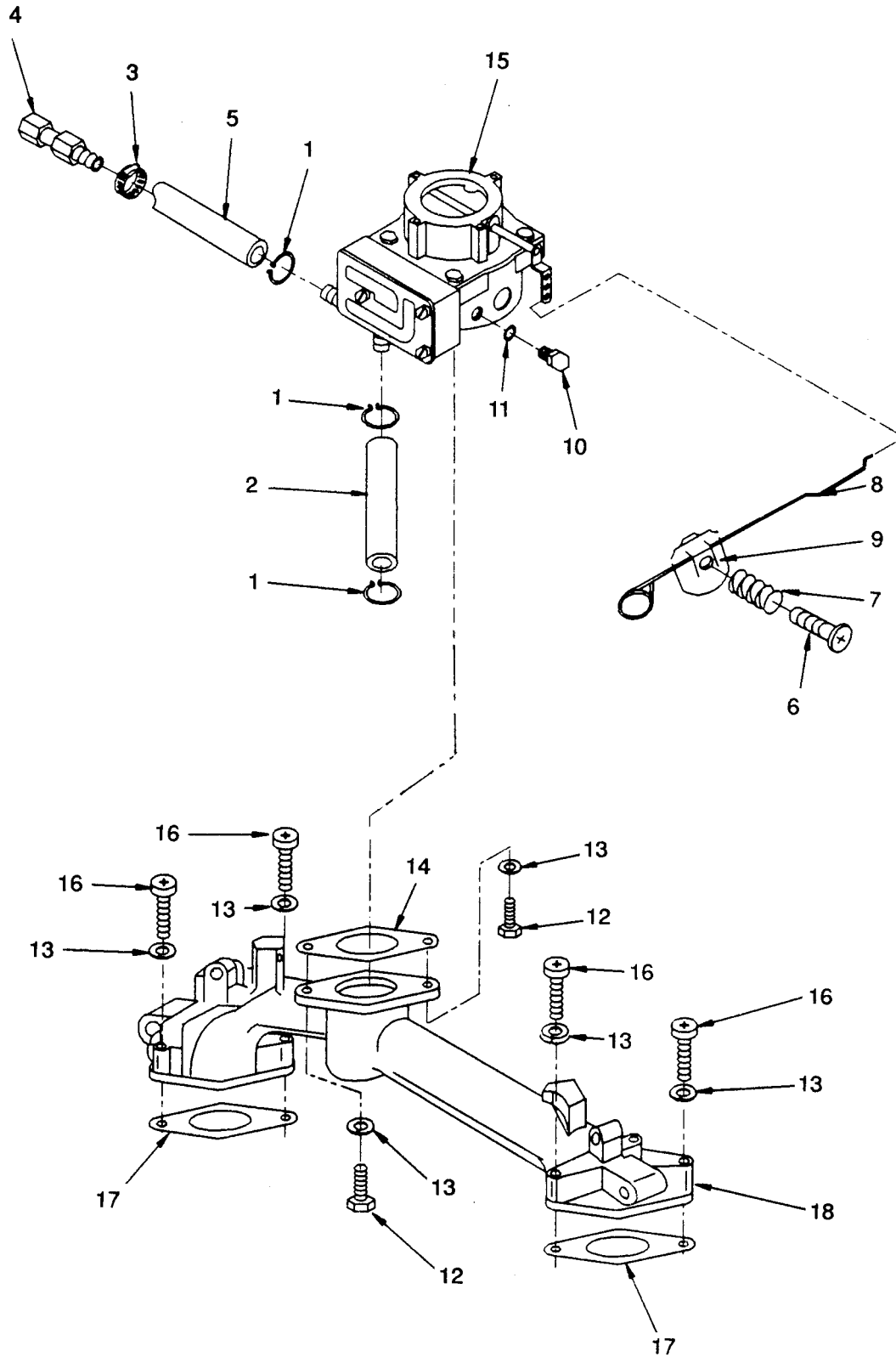


Figure 10. Carburetor and Intake Manifold Assembly.

SECTION II			TM10-4130-239-24P			
(1)	(2)	(3)	(4)	(5)	(6)	
ITEM NO	SMR CODE	CAGEC	PART NUMBER	DESCRIPTION AND USABLE ON CODES(UOC)	QTY	
GROUP 05 GASOLINEENGINEASSEMBLY						
FIG. 10 CARBURETORANDINTAKEMANI-FOLD ASSEMBLY						
1	PAOZZ	96906	MS39326-3	..CLAMP,HOSE.....	3	
2	MOOZZ	08645	299146	..LINE-FUEL 0.250 IN. ID., MAKE FROM BULK HOSE, P/N SAE-J517 <FSCM 81343> <USE AS REQUIRED>.....	1	
3	PAOZZ	96906	MS35842-10	..CLAMP,HOSE.....	1	
4	XDOZZ	97403	13226E1767	..COUPLING.....	1	
5	MOOZZ	97403	13226E1750-150	..HOSE, FUEL MAKE FROM TUBE, P/N SAE-J517, CAGEC 81346, USE AS RE- ..	1	
6	PAOZZ	96906	MS35206-264	..SCREW,MACHINE 10-24 UNC-24 .625 IN. LG.....	1	
7	XDOZZ	08645	26155	..SPRING, CHOKE.....	1	
8	XDOZZ	08645	261511	..ROD, MANUAL CHOKE.....	1	
9	XDOZZ	08645	221372	..CLIP, SPRING TENSION.....	1	
10	XDOZZ	08645	397882	..PLUG AND SEAL.....	1	
11	XDOZZ	08645	280474	..O-RING.....	1	
12	PAOZZ	96906	MS90725-6	..SCREW,CAP,HEXAGON H 1/4-20 UNC-2A X.750 IN. LG.	2	
13	PAOZZ	96906	MS35338-44	..WASHER,LOCK 1/4.....	6	
14	KFOZZ	08645	271412	..GASKET PART OF KIT P/N 394501.....	1	
15	PAOZF	08645	491429	..CARBURETOR,FLOAT.....	1	
16	PAOZZ	96906	MS35207-271	..SCREW,MACHINE 10-32 UNF-2A 2.000 IN. LG.....	4	
17	KFOZZ	08645	270884	..GASKET PART OF KIT P/N 394501.....	2	
18	PBOZZ	08645	213288	..MANIFOLD, INTAKE.....	1	

END OF FIGURE

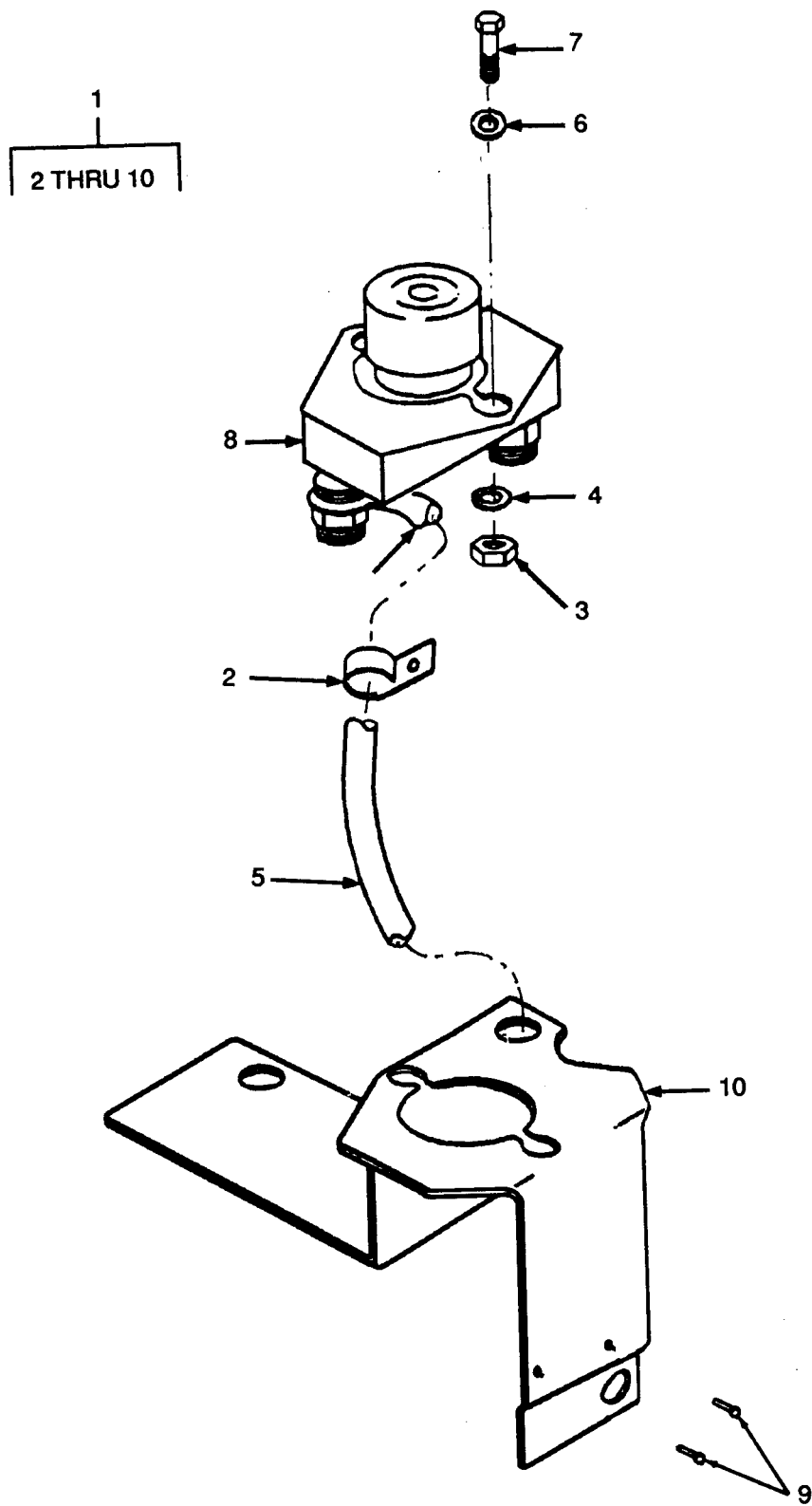


Figure 11. Starter Panel Assembly.

SECTION II			TM10-4130-239-24P		
(1)	(2)	(3)	(4)	(5)	(6)
M	SMR		PART		
	CODE	CAGEC	NUMBER	DESCRIPTION AND USABLE ON CODES(UOC)	QTY
				GROUP 05 GASOLINEENGINEASSEMBLY	
				FIG. 11 STARTER PANEL ASSEMBLY	
1	XDOZZ	08645	394583	..PANEL ASSEMBLY,STAR	1
2	XDOZZ	08645	220509	...CLIP,WIRE	1
3	PAOZZ	96906	MS35649-282	...NUT,PLAIN,HEXAGON 8-32 UNC-2B.	2
4	PAOZZ	96906	MS35338-43	...WASHER,LOCK #10	2
5	PAOZZ	08645	394518	...LEAD,STORAGE BATTER	1
6	PAOZZ	96906	MS27183-8	...WASHER,FLAT	2
7	PAOZZ	96906	MS35206-264	...SCREW,MACHINE 10-24 UNC-2A .625	2
				IN. LG.	
8	PAOZZ	08645	299139	...SWITCH,ELECTRICAL	1
9	XDOZZ	81349	M24243/1-D402	...RIVET,BLIND	2
10	XDOZZ	08645	223106	...BRACKET, SWITCH	1

END OF FIGURE

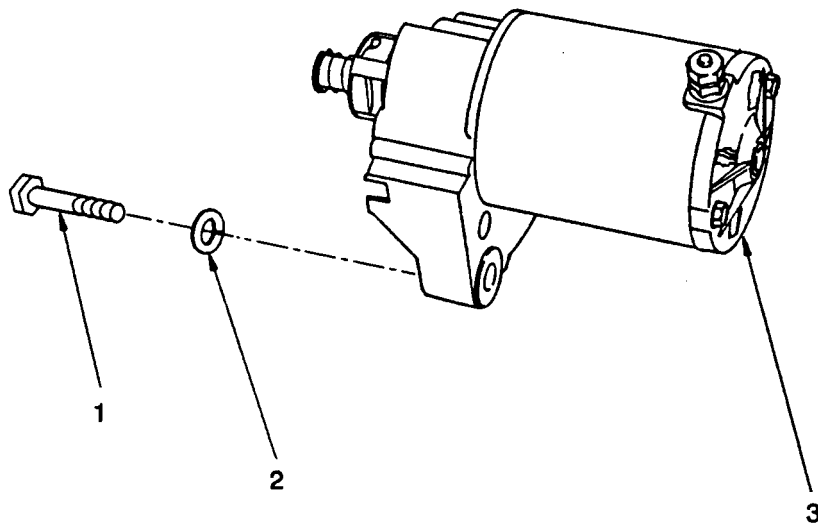


Figure 12. Starter Assembly.

SECTION II			TM10-4130-239-24P		
(1)	(2)	(3)	(4)	(5)	(6)
ITEM	SMR		PART		
NO	CODE	CAGEC	NUMBER	DESCRIPTION AND USABLE ON CODES(UOC)	QTY

GROUP 05 GASOLINEENGINEASSEMBLY

FIG. 12 STARTER ASSEMBLY

1	PAOZZ	96906	MS35307-338	..BOLT,MACHINE 5/16-18 UNC-2A X	2
				1.500 IN, LG.....	
2	PAOZZ	96906	MS35338-45	..WASHER,LOCK 5/16.....	2
3	PAOZF	08645	394808	..STARTER,ENGINE,ELEC.....	1

END OF FIGURE

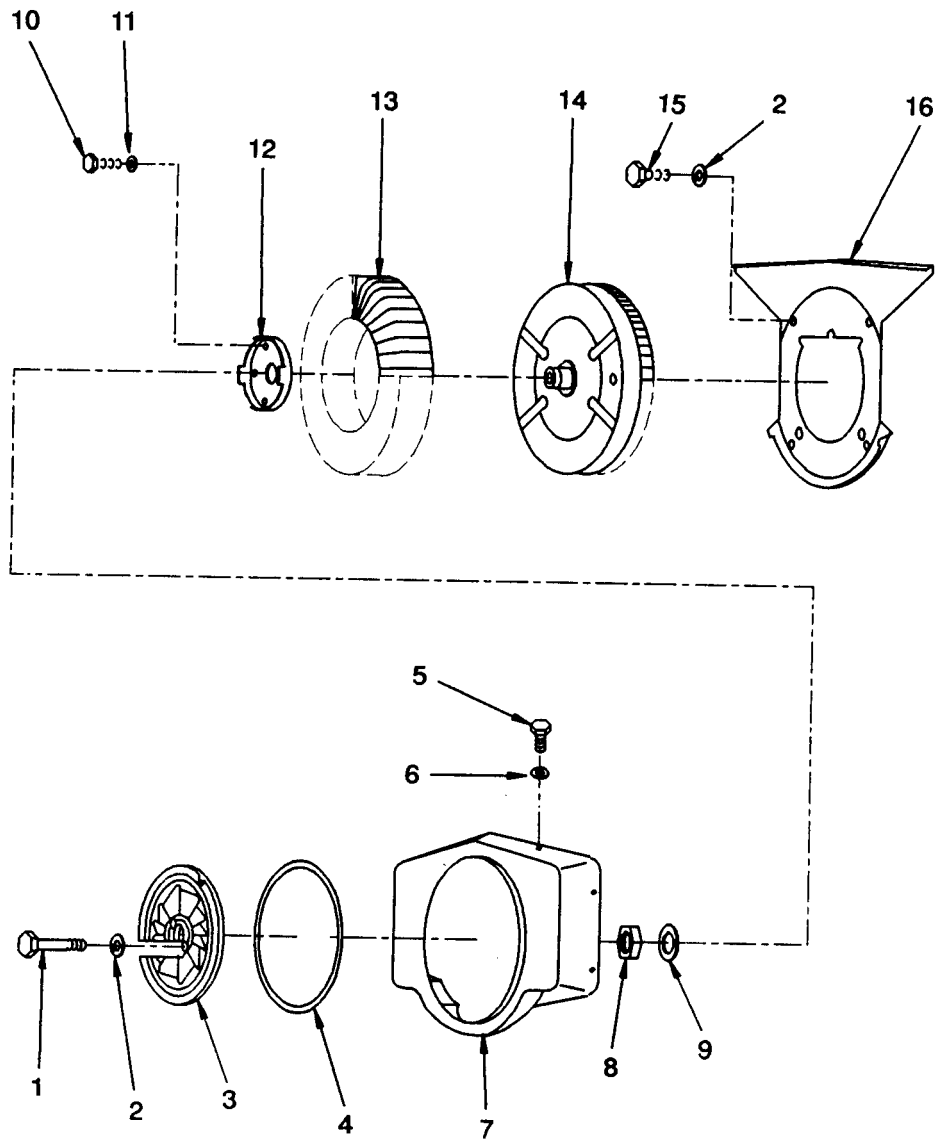


Figure 13. Flywheel Pulley, Blower Housing, and Flywheel and Ring Gear Assembly.

SECTION II			TM10-4130-239-24P			
(1)	(2)	(3)	(4)	(5)	(6)	
ITEM	SMR	CAGEC	PART			
	CODE		NUMBER		DESCRIPTION AND USABLE ON CODES(UOC)	QTY

GROUP 05 GASOLINEENGINEASSEMBLY

FIG. 13 FLYWHEEL PULLEY, BLOWER HOUSING, AND FLYWHEEL AND RING GEAR ASSEMBLY

1	PAOZZ	96906	MS90728-45	..BOLT,MACHINE 5/16-18 UNC-2A X 3.250 IN. LG.....	2
2	PAOZZ	96906	MS35338-45	..WASHER,LOCK 5/16.....	6
3	XDOZZ	08645	213460	..FAN,BOOSTER.....	1
4	PAOZZ	97403	13226E1783	..GASKET.....	1
5	PAOZZ	96906	MS90725-4	..SCREW,CAP,HEXAGON H 1/4-20 UNC- 2A X.562 IN. LG.....	7
6	PAOZZ	96906	MS35338-44	..WASHER,LOCK .1/4.....	7
7	XDOZZ	08645	491243	..HOUSING,BLOWER.....	1
8	XDOZZ	08645	230674	..NUT,HEX,FLYWHEEL.....	1
9	XDOZZ	08645	222511	..WASHER,SPRING.....	1
10	PAOZZ	96906	MS18154-58	..SCREW,CAP,HEXAGON H 3/8-16 UNC- 2A X.750 IN. LG.....	4
11	PAOZZ	96906	MS35338-46	..WASHER,LOCK 3/8.....	4
12	XDFZZ	08645	223726	..FAN,RETAINER.....	1
13	XDOZZ	08645	280815	..FAN,FLYWHEEL.....	1
14	XDOZZ	08645	491180	..FLYWHEEL AND RING.....	1
15	PAOZZ	80204	B1821BH031C044N	..SCREW,CAP,HEXAGON H 5/16-18 UNC- 2A X.438 IN. LG.....	4
	XDOZZ	08645	491444	..BACK PLATE ASSEMBLY.....	1

END OF FIGURE

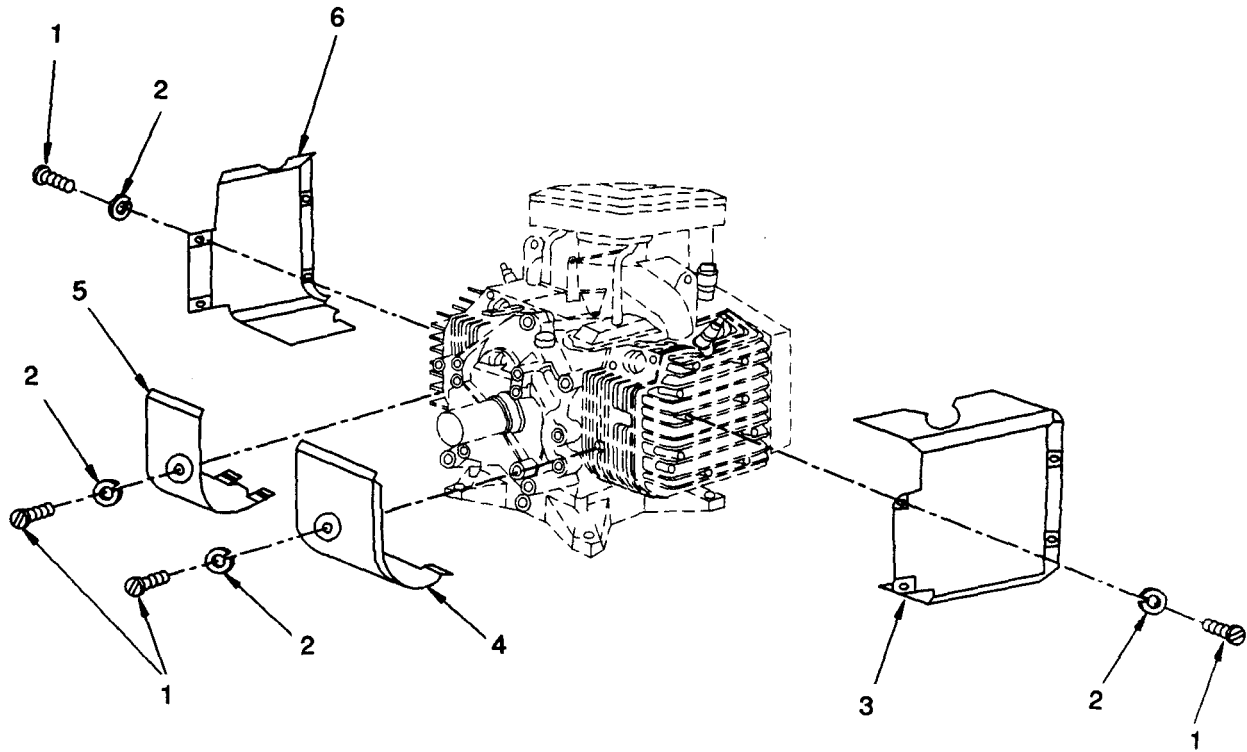


Figure 14. Air Guides and Cylinder Shields.

SECTION II			TM10-4130-239-24P			
(1)	(2)	(3)	(4)	(5)	(6)	
ITEM	SMR		PART			
NO	CODE	CAGEC	NUMBER	DESCRIPTION AND USABLE ON CODES(UOC)	QTY	
GROUP 05 GASOLINEENGINEASSEMBLY						
FIG. 14 AIR GUIDES AND CYLINDER SHIELDS						
1	PAOZZ	96906	MS35206-260	..SCREW,MACHINE 10-24 UNC-2A .312	10	
				IN.LG.....		
2	PAOZZ	96906	MS35338-138	..WASHER,LOCK #10.....	10	
3	XDOZZ	08645	222849	..COVER,AIR GUIDE.....	1	
4	XDOZZ	08645	223734	..SHIELD,CYLINDER.....	1	
5	XDOZZ	08645	222846	..SHIELD,CYLINDER.....	1	
6	XDOZZ	08645	222848	..COVER,AIR GUIDE.....	1	

END OF FIGURE

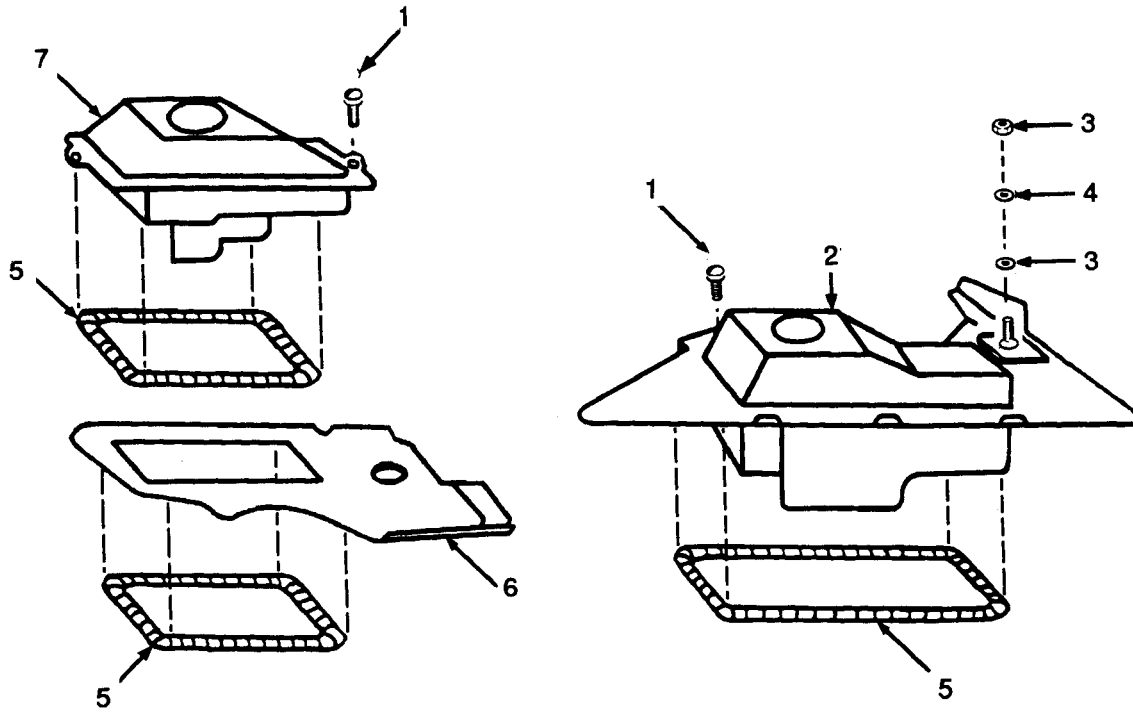


Figure 15. Breather Assemblies.

SECTION II

TM10-4130-239-24P

(1)	(2)	(3)	(4)	(5)	(6)
ITEM	SMR		PART		
NO	CODE	CAGEC	NUMBER	DESCRIPTION AND USABLE ON CODES(UOC)	QTY

GROUP 05 GASOLINEENGINEASSEMBLY

FIG. 15 BREATHER ASSEMBLIES

1	PAOZZ	08645	93394	..SCREW,ASSEMBLED WAS	2
2	PAOZZ	08645	393243	..BREATHER	1
3	PAOZZ	96906	MS35649-282	..NUT,PLAIN,HEXAGON 8-32 UNC-2B	2
4	PAOZZ	96906	MS35333-38	..WASHER,LOCK #8	2
5	KFFZZ	08645	27803	..GASKET PART OF KIT P/N 394501	3
6	XDFZZ	08645	222700	..GUIDE, AIR	1
7	PAOZZ	08645	393153	..BREATHER	1

END OF FIGURE

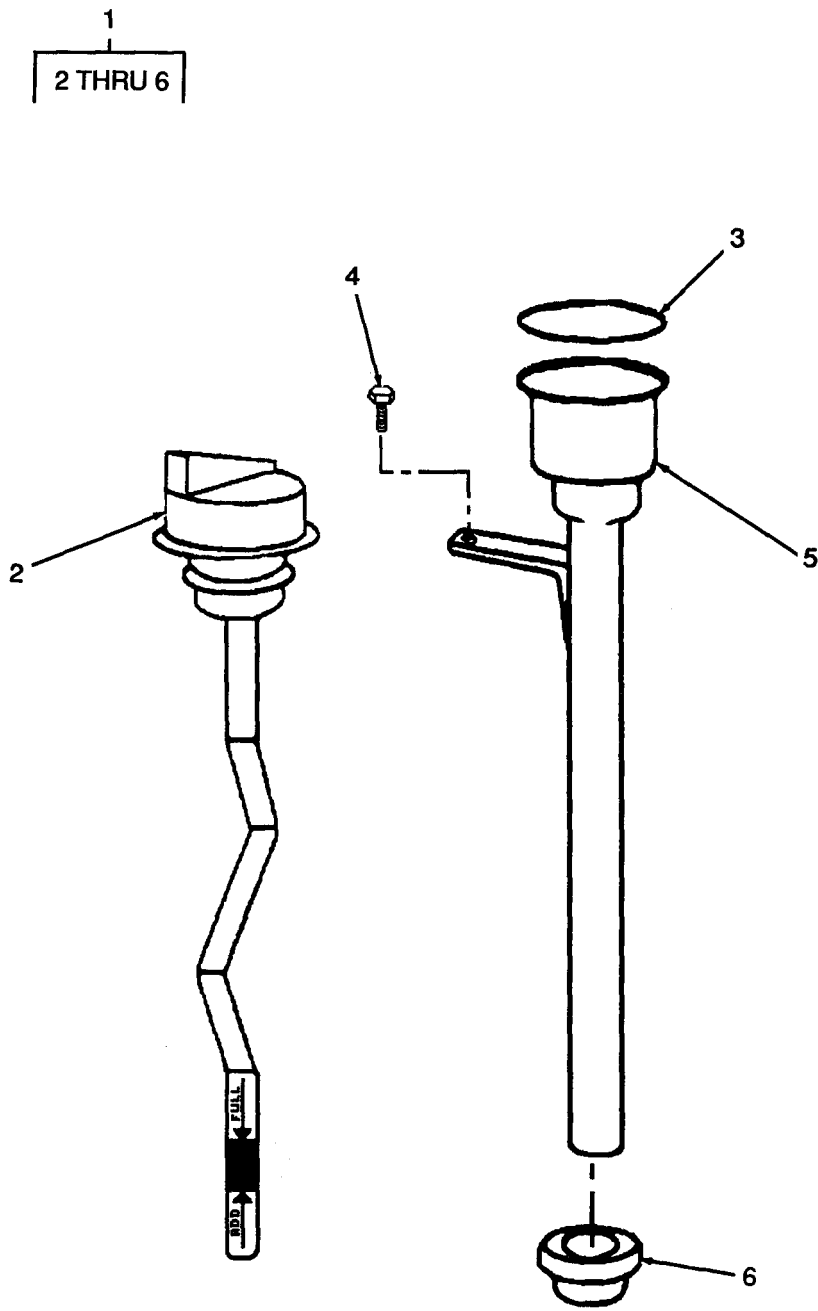


Figure 16. Dipstick and Tube Assembly.

SECTION II

TM10-4130-239-24P

(1) ITEM NO	(2) SMR CODE	(3) CAGEC	(4) PART NUMBER	(5) DESCRIPTION AND USABLE ON CODES(UOC)	(6) QTY
GROUP 05 GASOLINEENGINEASSEMBLY					
FIG. 16 DIPSTICK AND TUBE ASSEMBLY					
1	XDOZZ	08645	398990	.. DIP STICK TUBE ASSY.....	1
2	PAOZZ	08645	398924	...CAP & DIPSTICK.....	1
3	PAOZZ	08645	271170	...SEAL, TUBE.....	1
4	XDOZZ	08645	93886	...SCREW, HEX HEAD 1/4-20 X 7/16 IN. LG. (WITH SHOULDER).....	1
5	XDOZZ	08645	280220	...TUBE, OIL FILLER.....	1
6	PAOZZ	08645	68838	...SEAL.....	1

END OF FIGURE

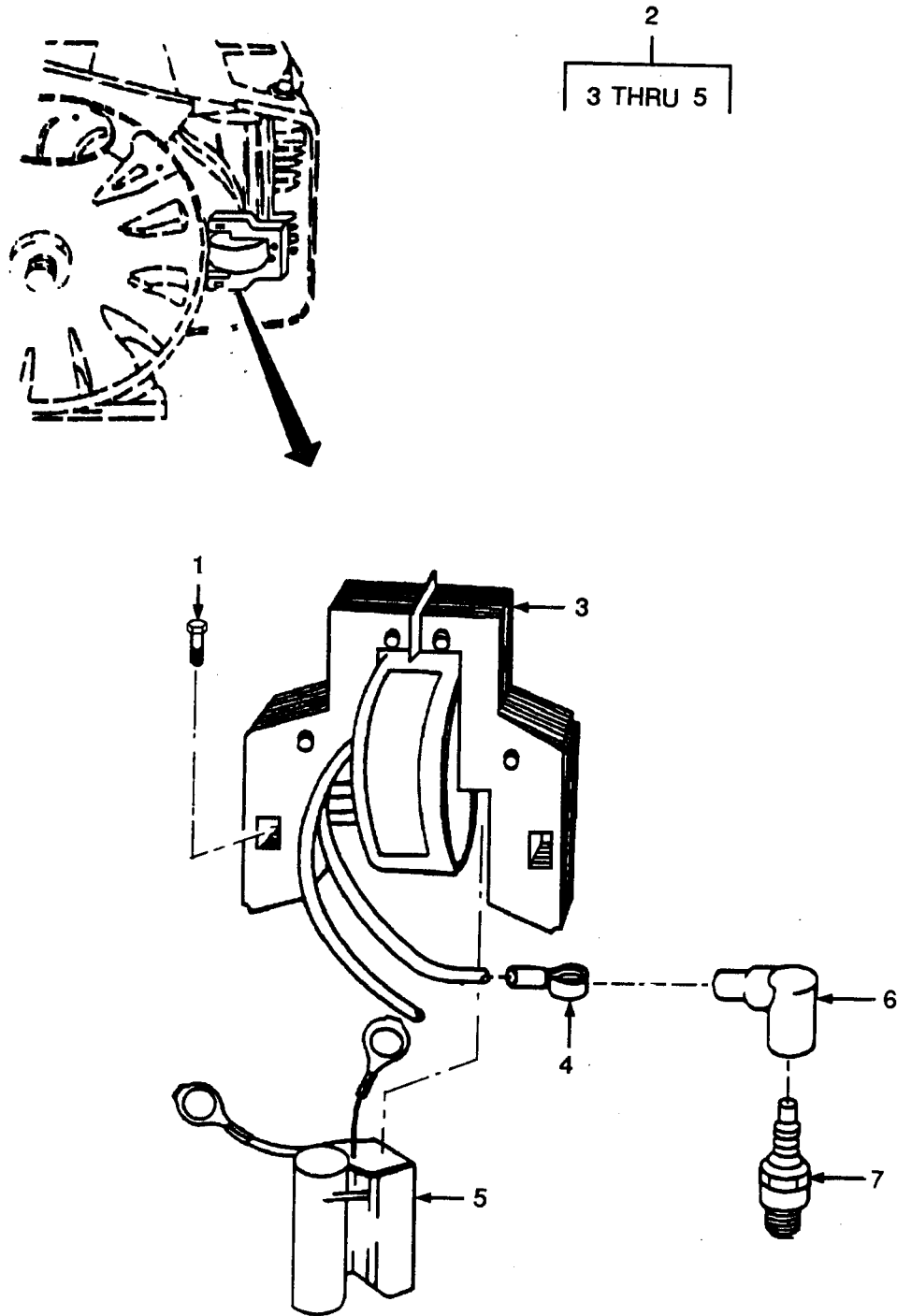


Figure 17. Armature Group and Spark Plug.

SECTION II			TM10-4130-239-24P		
(1)	(2)	(3)	(4)	(5)	(6)
EM	SMR	CAGEC	PART	DESCRIPTION AND USABLE ON CODES(UOC)	QTY
	CODE		NUMBER		
				GROUP 05 GASOLINEENGINEASSEMBLY	
				FIG. 17 ARMATURE GROUP AND SPARK PLUG	
1	PAOZZ	96906	MS35206-248	..SCREW,MACHINE 8-32 UNC-2A .875	2
				IN. LG.....	
2	XDOZZ	08645	394891	..ARMATURE GROUP, MAG.	1
3	PAOZZ	08645	394988	...COIL,MAGNETO	1
4	XDOZZ	08645	221798	...CABLE	2
5	PAOZZ	08645	395025	...COIL,MAGNETO	1
6	PAOZZ	08645	66538	..SLEEVE,IGNITION TER	2
7	PAOZZ	97403	13226E1817	..SPARK PLUG	2

END OF FIGURE

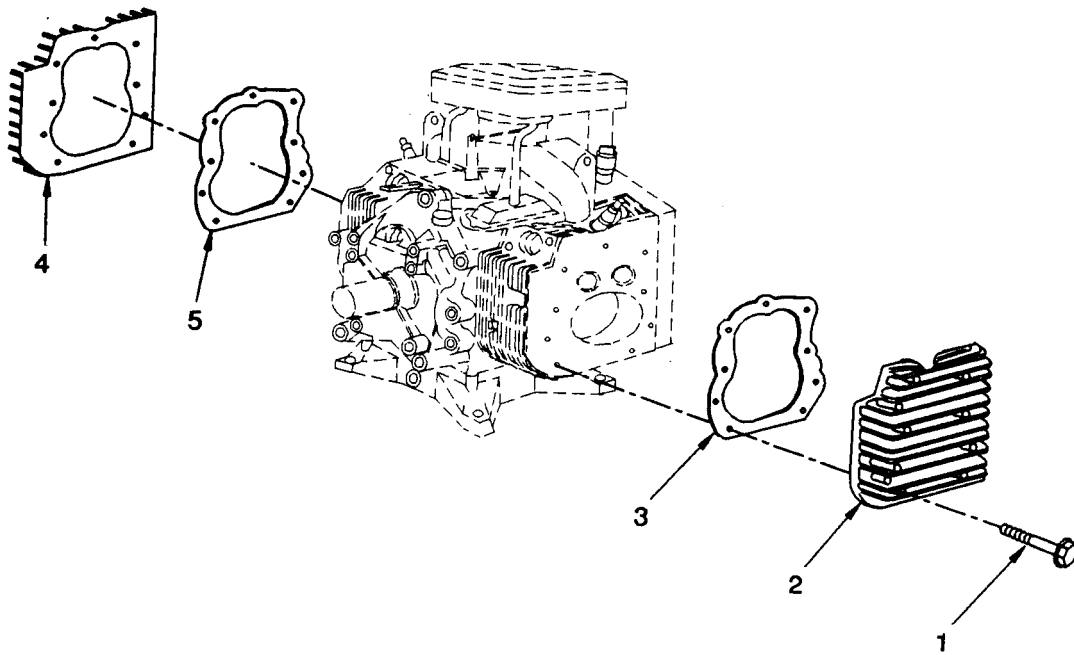


Figure 18. Cylinder Heads.

SECTION II

TM10-4130-239-24P

(1)	(2)	(3)	(4)	(5)	(6)
ITEM	SMR		PART		
NO	CODE	CAGEC	NUMBER	DESCRIPTION AND USABLE ON CODES(UOC)	QTY

GROUP 05 GASOLINEENGINEASSEMBLY

FIG. 18 CYLINDER HEADS

1	XDFZZ	08645	94565	..SCREW,CYLINDER HEAD 5/16-18 X 2- 18 21/32 IN.LG.....	18
2	PBFZZ	08645	493458	..HEAD, CYLINDER #2	1
3	KFFZZ	08645	271868	..GASKET, CYLINDER PART OF KIT P/N 394501.....	1
4	PBFZZ	08645	493457	..HEAD, CYLINDER #1	1
5	KFFZZ	08645	271867	..GASKET, CYLINDER PART OF KIT P/N 394501.....	1

END OF FIGURE

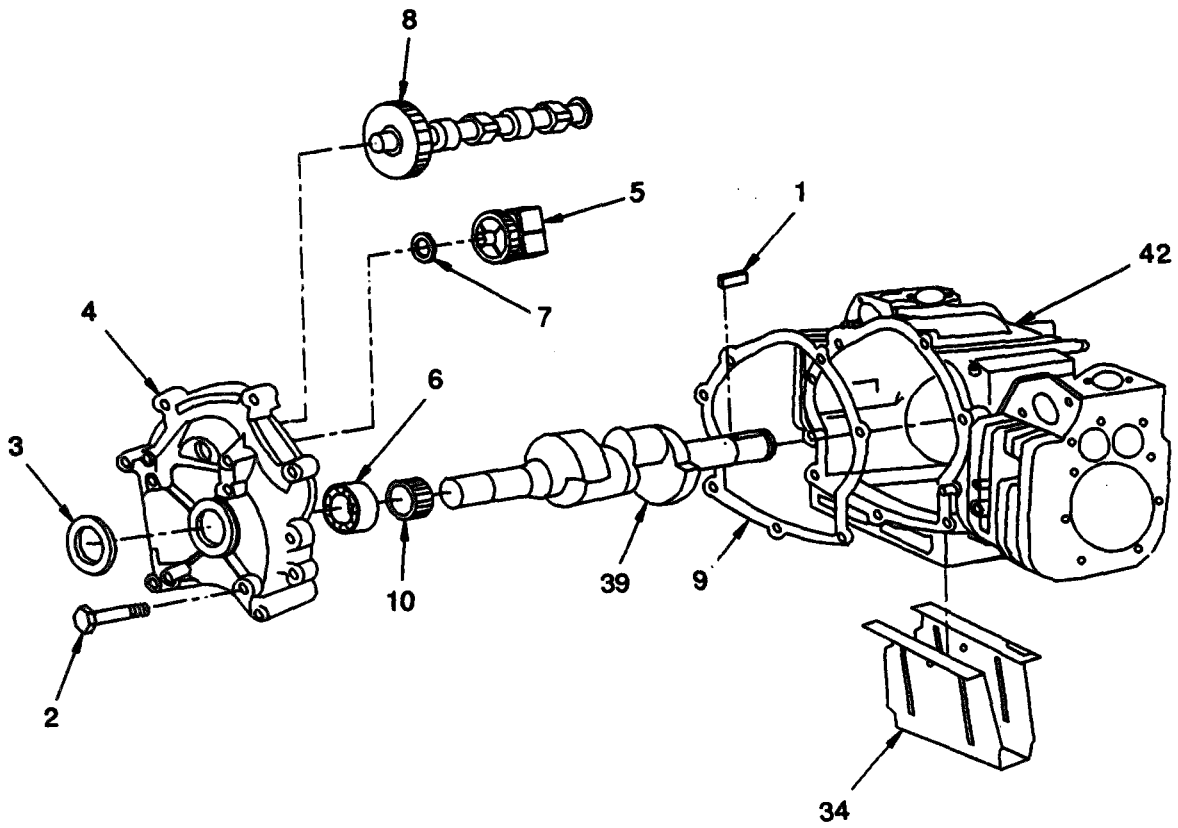


Figure 19. Cylinder Block Assembly (Sheet 1 of 4).

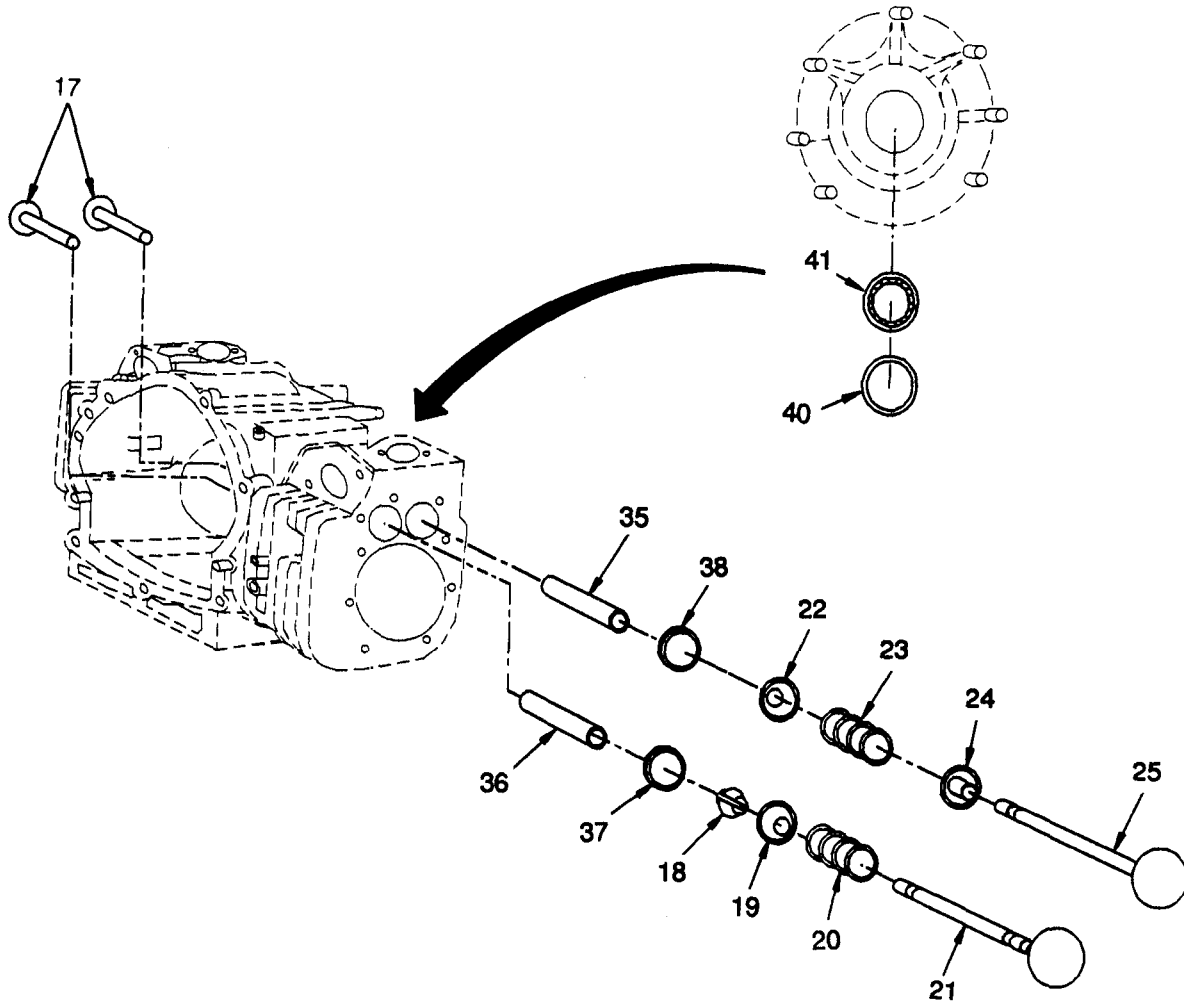


Figure 19. Cylinder Block Assembly (Sheet 2 of 4).

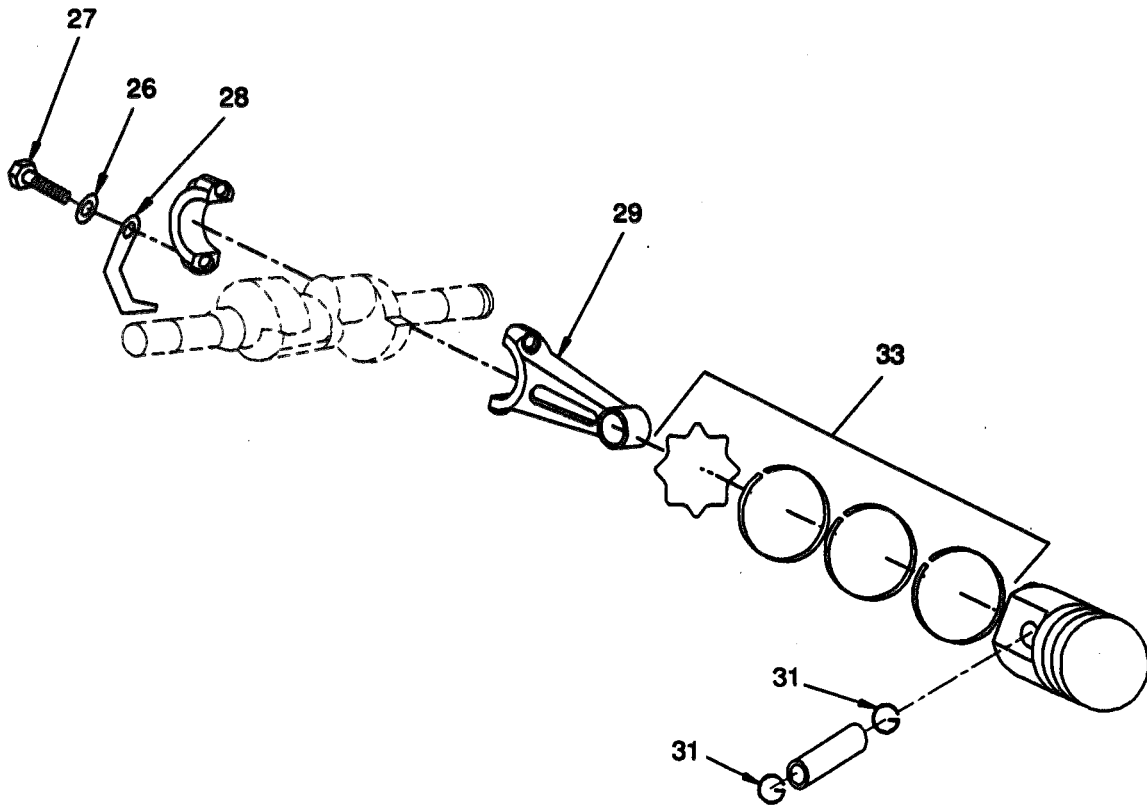
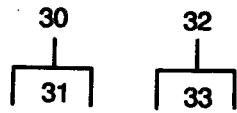


Figure 19. Cylinder Block Assembly (Sheet 3 of 4).

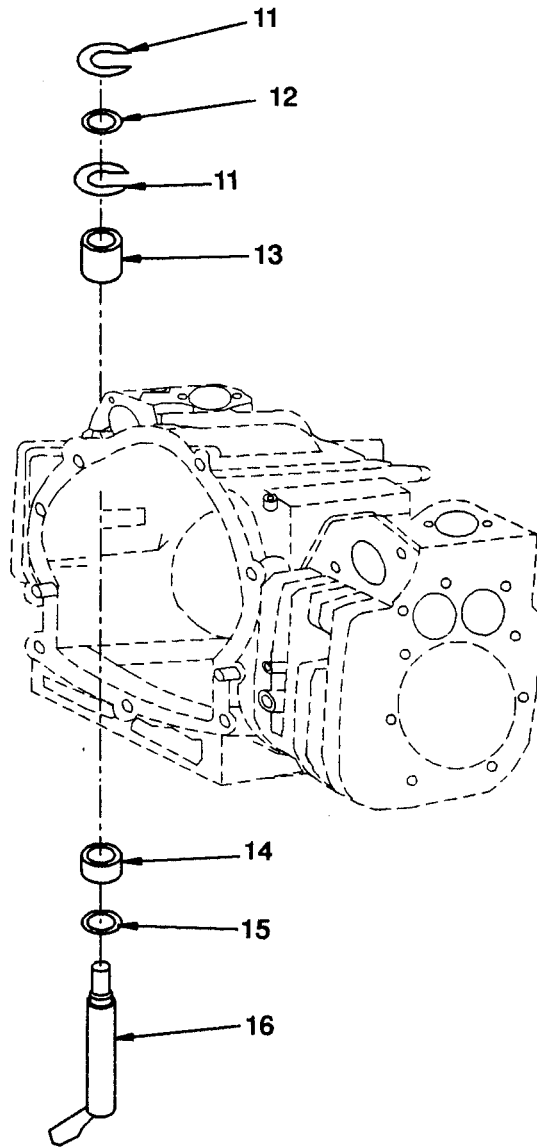


Figure 19. Cylinder Black Assembly (Sheet 4 of 4).

SECTION II

TM10-4130-239-24P

(1) ITEM NO	(2) SMR CODE	(3) CAGEC	(4) PART NUMBER	(5) DESCRIPTION AND USABLE ON CODES(UOC)	(6) QTY
GROUP 05 GASOLINEENGINEASSEMBLY FIG. 19 CYLINDER BLOCK ASSEMBLY					
	XDHZZ	08645	492106	..BLOCK ASSEMBLY.....	1
1	PAOZZ	96906	MS20066-233	...KEY,MACHINE.....	1
2	XDHZZ	08645	93847	...SCREW,COVER.....	7
3	KFHZZ	08645	291675	...SEAL,PLAIN ENCASED PART OF KIT P/N 394501.....	1
4	XDHZZ	08645	394309	...COVER ASSEMBLY.....	1
5	PAHZZ	08645	394348	...GEAR,SPUR.....	1
6	PAHZZ	08645	393741	...BEARING,BALL,ANNULA.....	1
7	PAHZZ	08645	222773	...BEARING,WASHER,THRU.....	1
8	PBHZZ	08645	212337	...GEAR CAM.....	1
9	PAHZZ	08645	270982	...GASKET, CRANKCASE , 0.015 IN. THK., USE ADDITIONAL GASKET(S) 27114 5 OR 271146 IF ADDITION THK. IS NEEDED PART OF KIT P/N 394501.	1
9	KFFZZ	08645	271145	...GASKET, COVER 0.005 IN. THK.	1
9	KFFZZ	08645	271146	PART OF KIT P/N 394501..... ...GASKET, COVER 0.009 IN. THK.	1
10	PAHZZ	08645	262694	PART OF KIT P/N 394501..... ...GEAR,TIMING.....	1
11	PAHZZ	08645	94296	...RETAINER,E-RING.....	2
12	PAHZZ	08645	491287	...OIL SEAL.....	1
13	PAHZZ	08645	262331	...UPPER BUSHING.....	1
14	PAHZZ	08645	262332	...LOWER BUSHING.....	1
15	XDOZZ	08645	223882	...WASHER, GOVERNOR.....	1
16	PAHZZ	08645	491530	...CRANK, GOVERNOR.....	1
17	PAHZZ	08645	261368	...TAPPET,ENGINE POPP E.....	4
18	PBHZZ	08645	93630	...LOCK, VALVE SPRING R.....	2
19	PAHZZ	08645	292260	VAL.TCCAR,ELIMINATOR	2
20	PAHZZ	08645	26828	...SPRING,HELICAL,COMP.....	2
21	PAHZZ	08645	390420	...VALVE,POPPET,ENGINE.....	2
22	PAHZZ	08645	221596	...RETAINER,HELICAL CO.....	2
23	PAHZZ	08645	65906	...SPRING,HELICAL,COMP.....	2
24	PAHZZ	08645	393606	...SEAL,PLAIN ENCASED.....	2
25	PAHZZ	08645	261528	...VALVE,POPPET,ENGINE.....	2
26	XDHZZ	08645	92909	...SCREW,CONNECTING.....	4
27	PAHZZ	08645	220863	...WASHER,FLAT.....	4
28	PAHZZ	08645	223053	...DIPPER.....	1
29	PAHZZ	08645	394306	...CONNECTING ROD,PIST.....	2
30	XDHZZ	08645	299691	...PIN,PISTON.....	2
31	PAHZZ	08645	260924	...RING,RETAINING.....	4
32	PBHZZ	08645	394955	...PISTON ASSEMBLY , STANDARD.....	2
32	PBHZZ	08645	394956	...PISTON ASSEMBLY , OVERSIZE, 0.010 IN.....	2
32	PBHZZ	08645	394957	...PISTON ASSEMBLY , OVERSIZE, 0.020 IN.....	2
32	PBHZZ	08645	394958	...PISTON ASSEMBLY , OVERSIZE, 0.030 IN.....	2

SECTION II			TM10-4130-239-24P			
(1)	(2)	(3)	(4)	(5)	(6)	
ITEM	SMR		PART			
NO	CODE	CAGEC	NUMBER	DESCRIPTION AND USABLE ON CODES(UOC)	QTY	
33	PAHZZ	08645	394959RING,PISTON , STANDARD	2	
33	PAHZZ	08645	394960RING SET , OVERSIZE, 0.010 IN..	2	
33	PAHZZ	08645	394961RING SET , OVERSIZE, 0.020 IN..	2	
33	PAHZZ	08645	394962RING SET , OVERSIZE, 0.030 IN..	2	
34	XDHZZ	08645	223055	...THROUGH, DIPPER	1	
35	PAHZZ	08645	231218	...GUIDE, INTAKE	2	
36	PAHZZ	08645	261961	...GUIDE, EXHAUST	2	
37	PAHZZ	08645	213316	...SEAT, EXHAUST VALVE.....	2	
38	PAHZZ	08645	261463	...SEAT, VALVE	2	
39	PAHZZ	08645	394430	... CRANKSHAFT,ENGINE.....	1	
40	KFHZZ	08645	391086	...SEAL,PLAIN ENCASED PART OF KIT	1	
				P/N 394501.....		
41	PAHZZ	08645	491523	...BEARING, CYLINDER	1	
42	XDHZZ	08645	491685	... CYLINDER BLOCK	1	

END OF FIGURE

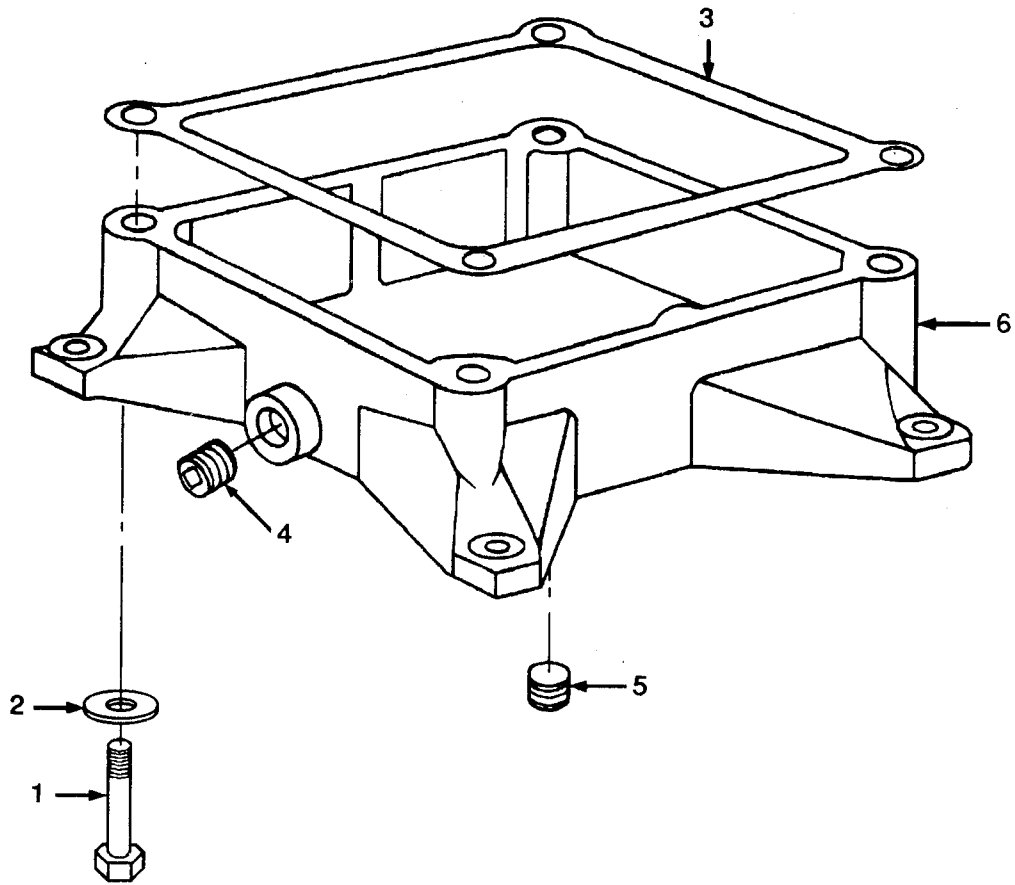


Figure 20. Engine Base.

SECTION II
 (1) (2) (3) (4) (5) (6)
 ITEM SMR PART
 NO CODE CAGEC NUMBER DESCRIPTION AND USABLE ON CODES(UOC) QTY

GROUP 05 GASOLINEENGINEASSEMBLY

FIG. 20 ENGINE BASE

1	PAOZZ	96906	MS90725-70	..SCREW,CAP,HEXAGON H 3/8-16 UNC-2A X 3.000 IN. LG.....	
2	PAOZZ	96906	MS35338-46	..WASHER,LOCK 3/8.....	4
3	KFOZZ	08645	270981	..GASKET PART OF KIT P/N 394501.....	1
4	PAOZZ	08645	91084	..PLUG.....	1
5	PAOZZ	08645	93448	..PLUG, HEXAGON HEAD.....	1
6	XDOZZ	08645	490918	..BASE, ENGINE.....	1
	PAOZZ	08645	394501	..GASKET SET.....	1
				GASKET (1) 10-14	
				GASKET (2) 10-17	
				GASKET (3) 15-5	
				GASKET (1) 20-3	
				GASKET, AIR CLEANER(1) 8-11	
				GASKET, CYLINDER (1) 18-3	
				GASKET, CYLINDER (1) 18-5	
				GASKET, CRANKCASE (1) 19-9	
				GASKET, COVER (1) 19-9	
				GASKET, COVER (1) 19-9	
				SEAL,PLAIN ENCASED (1) 19-3	
				SEAL,PLAIN ENCASED (1) 19-40	

END OF FIGURE

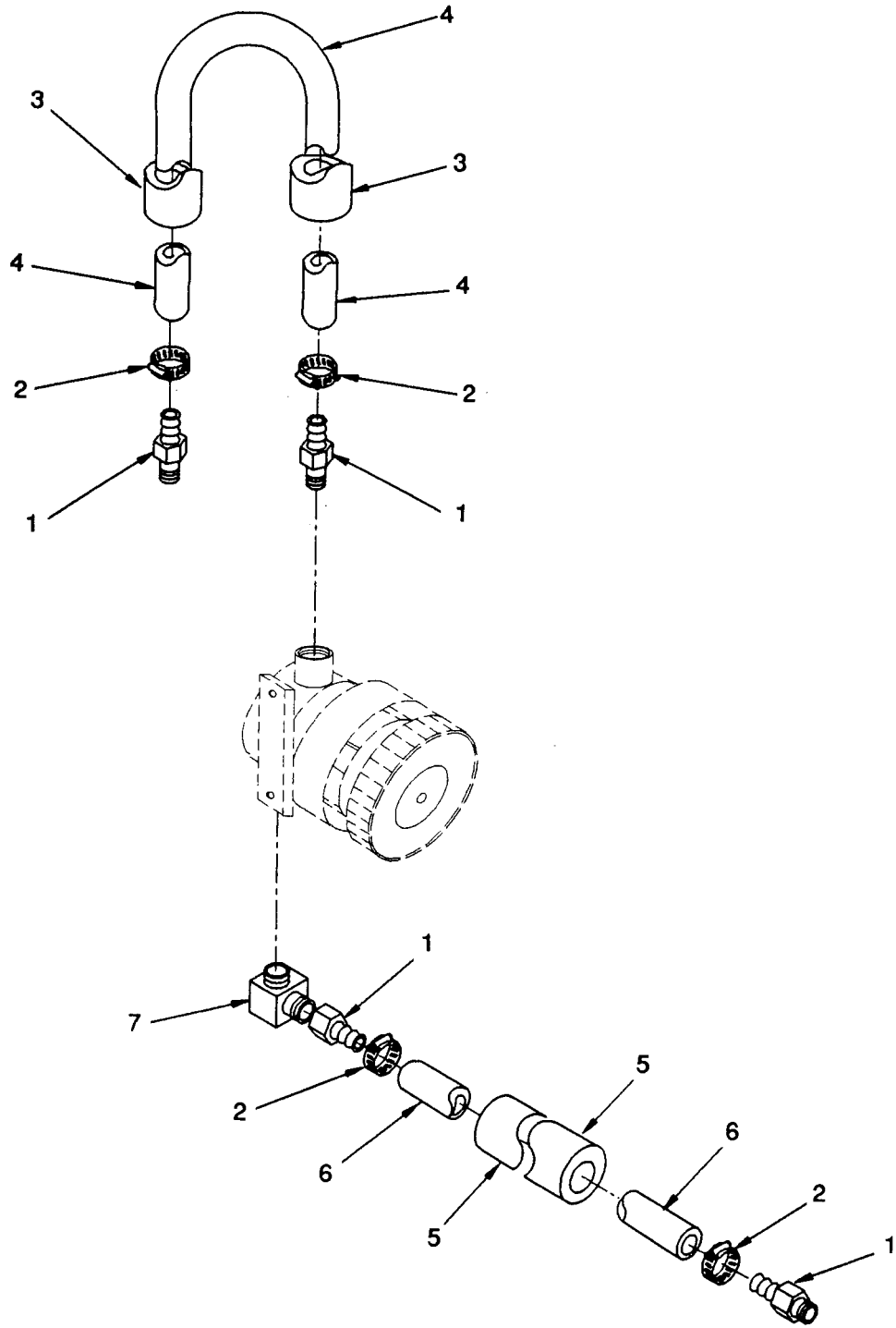


Figure 21. Hoses and Fittings.

SECTION II TM10-4130-239-24P

(1) ITEM NO	(2) SMR CODE	(3) CAGEC	(4) PART NUMBER	(5) DESCRIPTION AND USABLE ON CODES(UOC)	(6) QTY
-------------------	--------------------	--------------	-----------------------	---	------------

GROUP 06 WATERSYSTEM

FIG. 21 HOSES AND FITTINGS

1	PAFZZ	97403	13217E7108-15	.ADAPTER,STRAIGHT,PI.....	4
2	PAOZO	96906	MS35842-11	.CLAMP,HOSE.....	4
3	MFOZZ	97403	13226E1797-3	.TUBE, INSULATION MAKE FROM INSULATION, P/N R-180-FS, CAGEC 82942, 21.....	1
4	MFOZZ	97403	13226E1732-3	.TUBE, WATER PUMP MAKE FROM TUBE, P/N PVTWF075 POLY-WIRE, CAGEC 60007,	1
5	MFOZZ	97403	13226E1797-5	.TUBE, INSULATION MAKE FROM INSULATION, P/N R-180-FS, CAGEC 82942, 16.....	1
6	MFOZZ	97403	13226E1732-2	.TUBE, WATER PUMP MAKE FROM TUBE, P/N PVTWF075 POLY WIRE, CAGEC 60007,	1
7	XDOZZ	97403	13226E1750-134	.FITTING, AUTOMN.....	1

END OF FIGURE

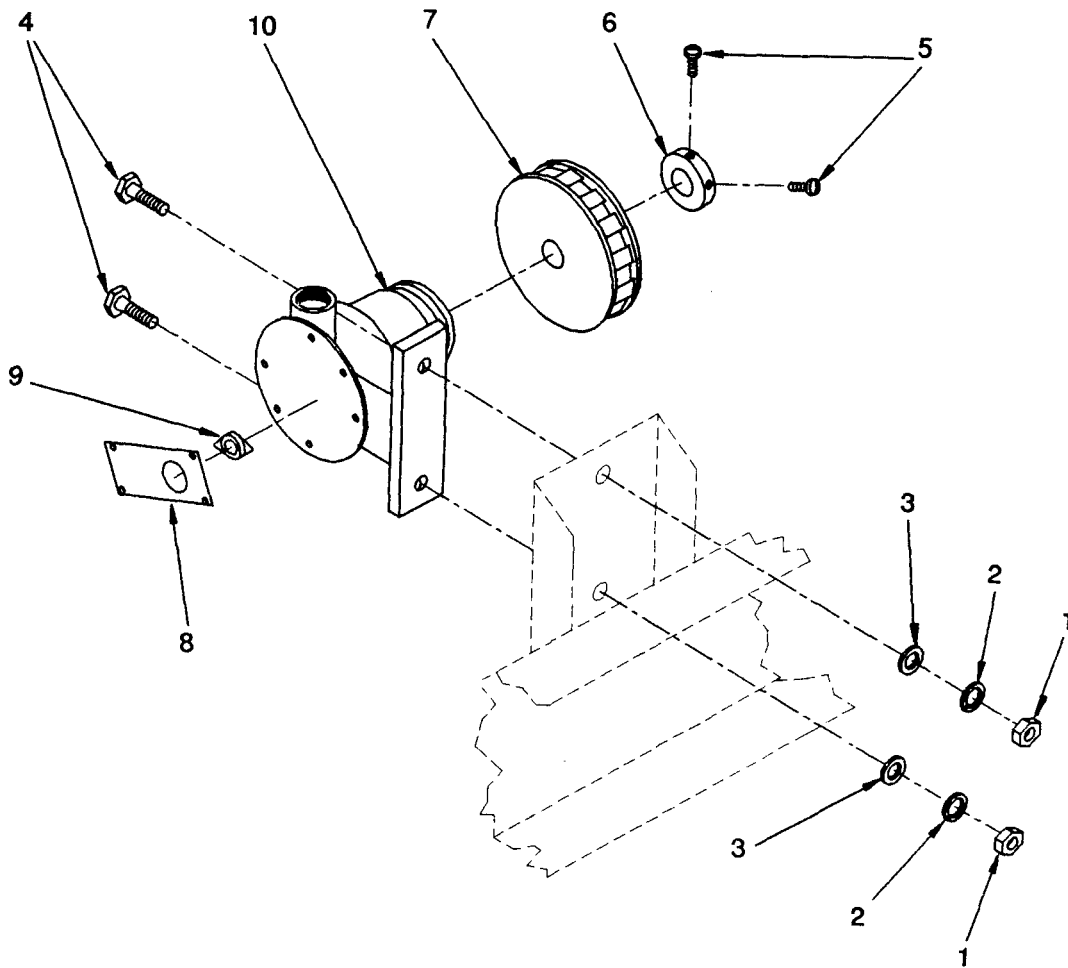


Figure 22. Water Pump Assembly and High Temperature Thermal Switch.

SECTION II			TM10-4130-239-24P		(5)	(6)
(1)	(2)	(3)	(4)			
ITEM NO	SMR CODE	CAGEC	PART NUMBER	DESCRIPTION AND USABLE ON CODES(UOC)	GROUP 06 WATERSYSTEM	QTY
FIG. 22 WATER PUMP ASSEMBLY AND HIGH TEMPERATURE THERMAL SWITCH						
1	PAOZZ	96906	MS35650-3382	.NUT,PLAIN,HEXAGON 3/8 UNF-2B.....		2
2	PAOZZ	96906	MS35338-141	.WASHER,LOCK . 3/8.....		2
3	PAOZZ	96906	MS27183-14	.WASHER,FLAT #3/8.....		2
4	PAOZZ	96906	MS90727-62	.SCREW,CAP,HEXAGON H 3/8-24 UNF-2A XI.250 IN. LG.....		2
5	PAOZZ	96906	MS51965-80	.SETSCREW.....		2
6	PAFZZ	97403	13226E1799	.BUSHING,TAPERED.....		1
7	XDFZZ	97403	13226E1798	.SPROCKET WHEEL.....		1
8	XDFZZ	97403	13226E1804	.PLATE, SWITCH.....		1
9	PAFZZ	97403	13226E1756-1	.SWITCH,THERMOSTATIC.....		1
10	PAOZZ	97403	13226E1751	.PUMP,ROTARY.....		1

END OF FIGURE

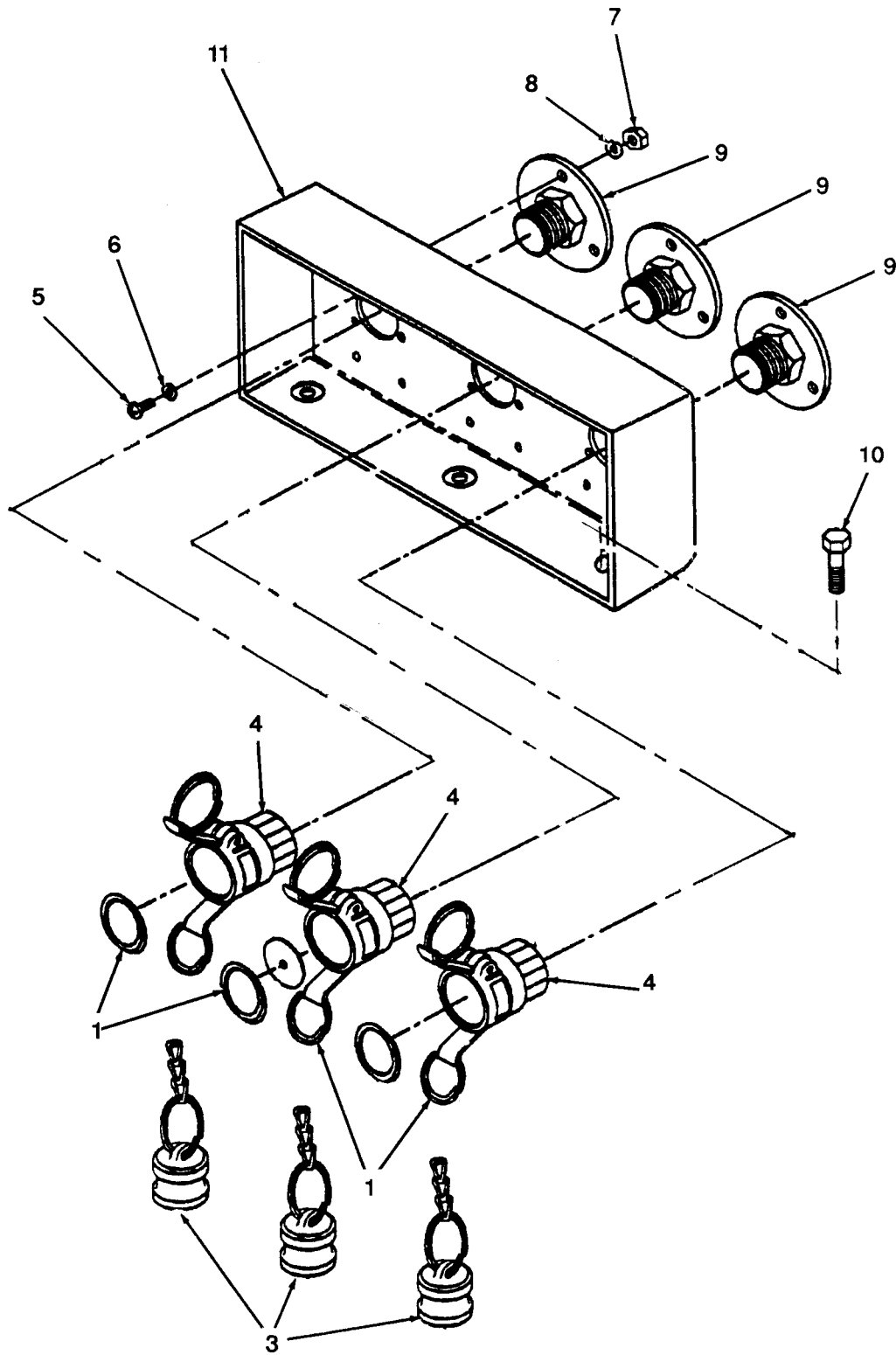


Figure 23. Panel Assembly.

SECTION II			TM10-4130-239-24P		
(1)	(2)	(3)	(4)	(5)	(6)
ITEM NO	SMR CODE	CAGEC	PART NUMBER	DESCRIPTION AND USABLE ON CODES(UOC)	QTY
GROUP 06 WATERSYSTEM					
FIG. 23 PANEL ASSEMBLY					
1	PAOZZ	97403	13226E1824-2	.GASKET, COUPLING	3
2	XDOZZ	97403	13226E1815	.DISC, FLOW CONTROL	1
3	PAOZZ	96906	MS27029-3	.PLUG, QUICK DISCONNE	3
4	PAOZZ	96906	MS27024-3	.COUPLING HALF, QUICK	3
5	PAOZZ	96906	MS51958-64	.SCREW, MACHINE .190-32 UNF-2A X 5/ 8 IN. LG.....	9
6	PAOZZ	96906	MS15765-842	.WASHER, FLAT.....	9
7	PAOZZ	96906	MS35650-304	.NUT, PLAIN, HEXAGON 10-32 UNF-2B....	9
8	PAOZZ	96906	MS35338-138	.WASHER, LOCK #10.	9
9	XDFZZ	97403	13226E1716	.ADAPTER, DISCONNECT.....	3
10	PAOZZ	96906	MS90728-2	.SCREW, CAP, HEXAGON H 1/4-20 UNC-2A X.438 IN. LG.....	3
11	XDFZZ	97403	13226E1737	.PANEL, DISCONNECT.....	1

END OF FIGURE

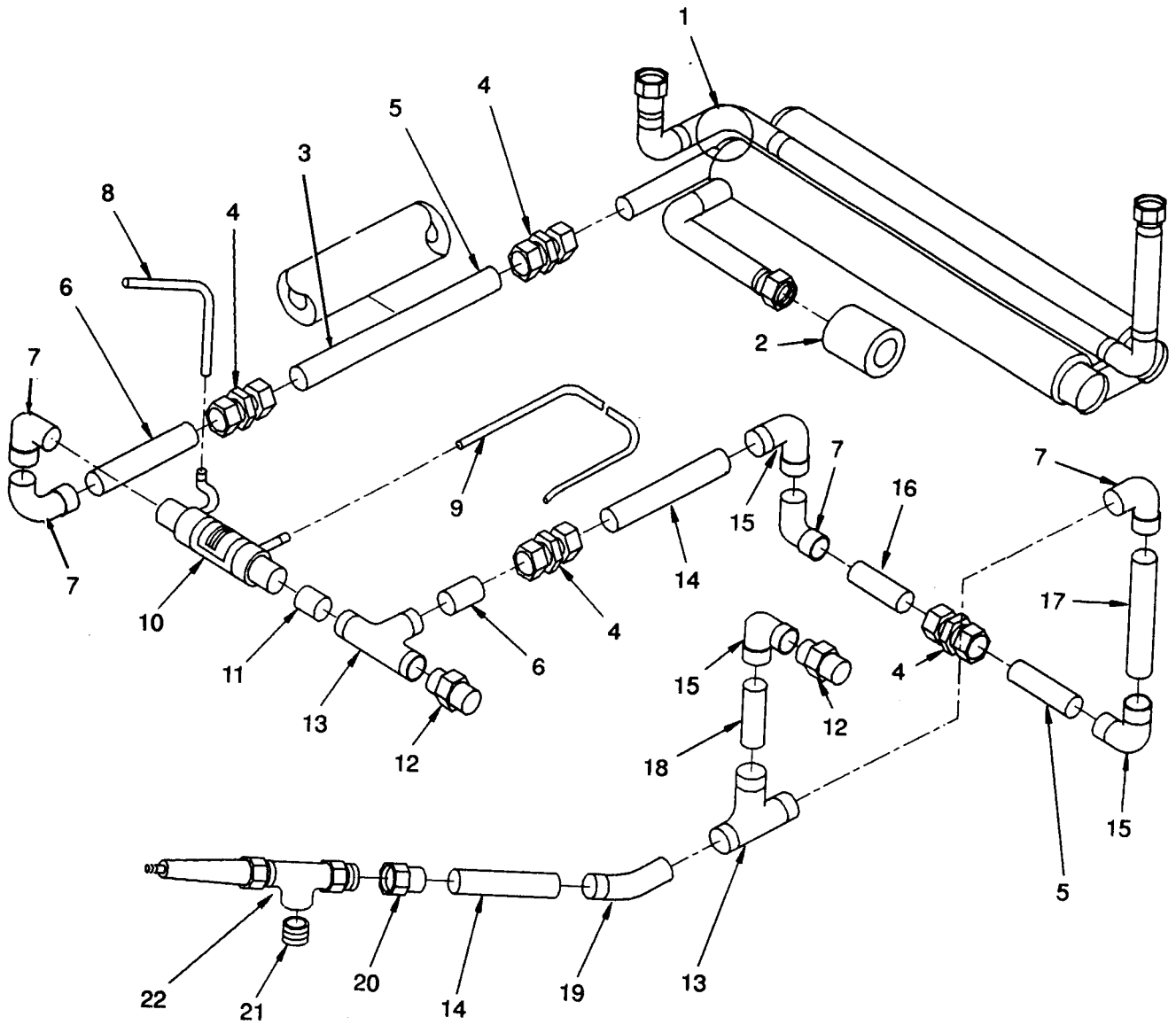


Figure 24. Evaporator, Heat Exchanger and Relief Valve.

SECTION II			TM10-4130-239-24P			
(1)	(2)	(3)	(4)	(5)	(6)	
ITEM NO	SMR CODE	CAGEC	PART NUMBER	DESCRIPTION AND USABLE ON CODES(UOC)	QTY	
GROUP 06 WATERSYSTEM						
FIG. 24 EVAPORATOR, HEAT EXCHANGE AND RELIEF VALVE						
1	PBFZZ	97403	13228E4657	.EVAPORATOR.....	1	
2	MFOZZ	97403	13226E1797-4	.TUBE, INSULATION MAKE FROM INSULATION, P/N R-180-FS, CAGEC 82942, 5 IN.....	1	
3	MFOZZ	97403	13226E1797-2	.TUBE, INSULATION MAKE FROM INSULATION, P/N R-180-FS, CAGEC 82942, 10.5.....	1	
4	PAFZZ	81343	SAE-J514, 10-10-080101	.TUBE FITTING, BRASS UNION, 5/8 IN. TUBE SIZE.....	4	
5	MFFZZ	63589	13226E1750-82-01	.TUBE, COPPER MAKE FROM TUBE, P/N ASTM-B88, CAGEC81346, 7.12 IN.....	2	
6	MFFZZ	63589	13226E1750-82-02	.TUBE, COPPER MAKE FROM TUBE, P/N ASTM-B88, 2.12 IN. LG. REQUIRED.....	2	
7	PAOZZ	96906	MS35928-5	.ELBOW, TUBE 5/8 IN.....	4	
8	MFFZZ	63589	13226E1750-96-1	.TUBE, COPPER MAKE FROM TUBE, P/N SAE-J528, CAGEC 81346, 8.5 IN. RE-.	1	
9	MFFZZ	63589	13226E1750-96-2	.TUBE, COPPER MAKE FROM TUBE, P/N SAE-J528, CAGEC 81346, 20 IN. LG....	1	
10	PBFZZ	97403	13226E1747	.COOLER, FLUID, INDUST.....	1	
11	MFFZZ	63589	13226E1750-82-03	.TUBE, COPPER MAKE FROM TUBE, P/N ASTM-B88, CAGEC81346, 1.62 IN.....	1	
12	PAOZZ	96906	MS35918-4M	.ADAPTER, STRAIGHT, PI 5/8 IN. ID. X 1/2 PIPE.....	2	
13	PAOZZ	96906	MS35929-5	.TEE, TUBE 5/8 IN.....	2	
14	MFFZZ	63589	13226E1750-82-04	.TUBE, COPPER MAKE FROM TUBE, P/N ASTM-B88, CAGEC81346, 1.82 IN.....	2	
15	PAOZZ	70334	6226	.ELBOW, TUBE 5/8 IN. ID.....	3	
16	MFFZZ	63589	13226E1750-82-05	.TUBE, COPPER MAKE FROM TUBE, P/N ASTM-B88, CAGEC81346, 2.18 IN.....	1	
17	MFFZZ	63589	13226E1750-82-06	.TUBE, COPPER MAKE FROM TUBE, P/N ASTM-B88, CAGEC81346, 1.75 IN.....	1	
18	MFFZZ	63589	13226E1750-82-07	.TUBE, COPPER MAKE FROM, TUBE, P/N ASTM-B88, CAGEC81346, 1.93 IN.....	1	
19	PAOZZ	96906	MS35928-5U	.ELBOW, TUBE 5/8 IN.....	1	
20	PAOZZ	96906	MS35921-5-4F	.ADAPTER, STRAIGHT, PI 5/8 IN. ID. X 1/2 PIPE.....	1	
21	PAOZZ	96906	MS51846-58	.NIPPLE, PIPE.....	1	
22	PAFZZ	97403	13226E1753	.VALVE, SAFETY RELIEF.....	1	

END OF FIGURE

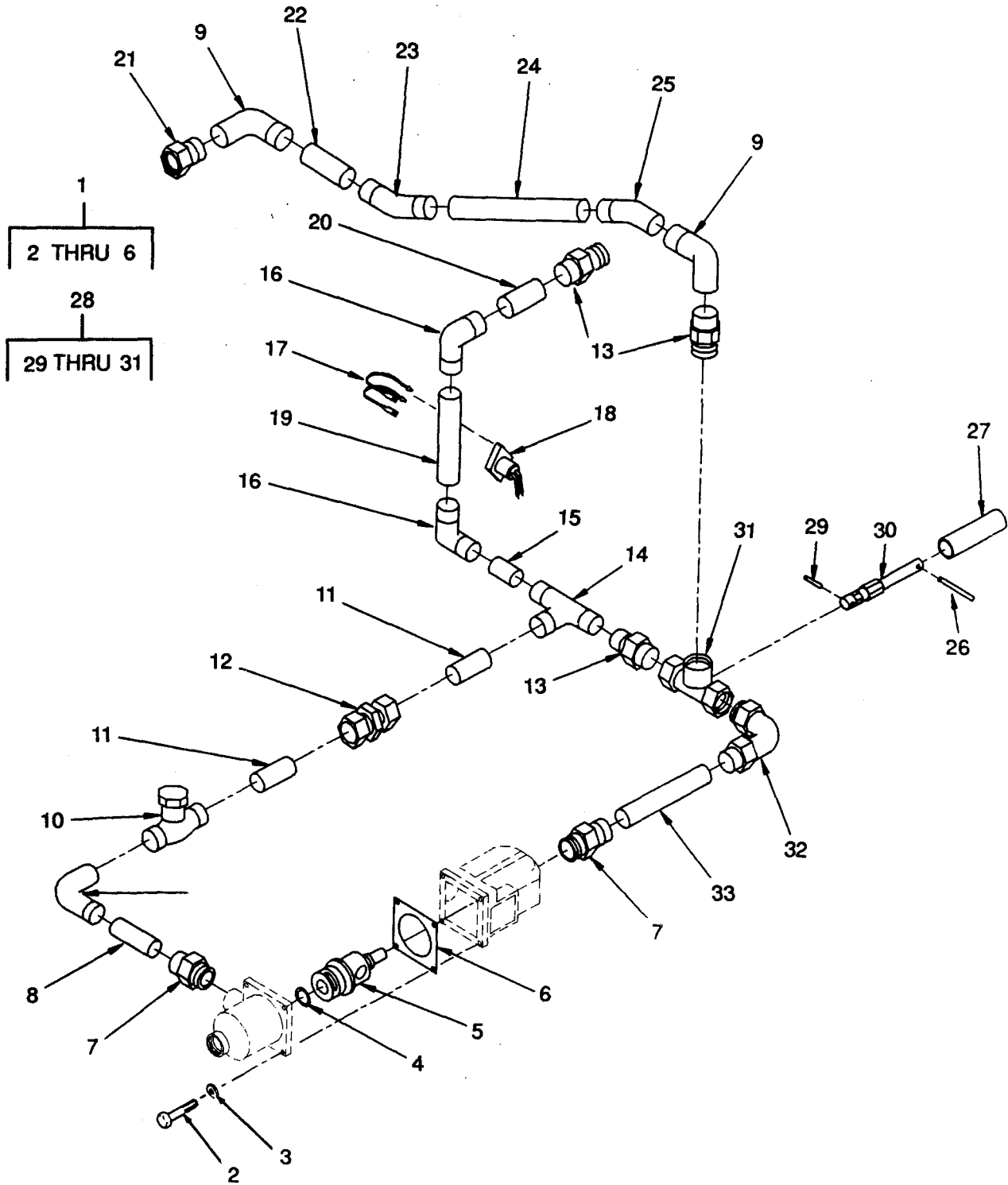


Figure 25. Valves, Low Temperature Thermal Switch, Lines, and Fittings.

SECTION II			TM10-4130-239-24P			(6)
(1)	(2)	(3)	(4)		(5)	
ITEM NO	SMR CODE	CAGEC	PART NUMBER	DESCRIPTION AND USABLE ON CODES(UOC)		QTY
GROUP 06 WATERSYSTEM						
FIG. 25 VALVES, LOW TEMPERATURE THERMAL SWITCH, LINES, AND FITTINGS						
1	PAFFZ	97403	13226E1759	.VALVE,WATER MIXING.....		1
2	XAFZZ	94607	58L003	..CAPSCREW.....		4
3	XAFZZ	94607	104	..LOCKWASHER.....		4
4	KFFZZ	94607	1205	..O-RING, BUNA N PART OF KIT P/N 9170X002.....		1
5	PAFZZ	94607	9778L075	..VALVE,FLOAT.....		1
6	KFFZZ	94607	277L145	..SEAL, BUNA N PART OF KIT P/N 9170X002.....		1
7	PAOZZ	96906	MS35921-5-4	.ADAPTER,STRAIGHT,PI 5/8 IN. ID. X 1/2 PIPE.....		4
8	MFFZZ	63589	13226E1750-82-08	.TUBE, COPPER MAKE FROM TUBE, P/N ASTM-B88, CAGEC 81346, 1.5 IN.RE-.		1
9	PAOZZ	96906	MS35928-5	.ELBOW,TUBE 5/8 IN.....		3
10	PAFZZ	97403	13226E1750-117	.VALVE,CHECK.....		1
11	MFFZZ	63589	13226E1750-82-09	. TUBE, COPPER MAKE FROM TUBE, P/N ASTM-B88, CAGEC 81346, 1.87 IN.....		2
12	PAFZZ	81343	SAE-J514, 10-10-080101	.TUBE FITTING, BRASS UNION, 5/8 IN. TUBESIZE.....		1
13	PAOZZ	96906	MS35929-5	.TEE,TUBE 5/8 IN.....		1
14	PAOZZ	96906	MS35918-4M	.ADAPTER,STRAIGHT,PI 5/8 IN. ID. X 1/2 PIPE.....		1
15	MFFZZ	63589	13226E1750-82-10	.TUBE, COPPER MAKE FROM TUBE, P/N ASTM-B88,CAGEC81344,1.06 IN.....		1
16	PAOZZ	70334	6226	.ELBOW,TUBE 5/8 IN. ID.....		2
17	PAOZZ	96906	MS3367-1-9	.STRAP,TIEDOWN,ELECT.....		2
18	XDFZZ	97403	13226E1756-2	.SWITCH,THERMAL.....		1
19	MFFZZ	63589	13226E1750-82-11	.TUBE, COPPER MAKE FROM TUBE, P/N ASTM-B88, CAGEC 81346, 3.5 IN. LG...		1
20	MFFZZ	63589	13226E1750-82-12	.TUBE, COPPER MAKE FROM TUBE, P/N ASTM-B88, CAGEC 81346, 1.25 IN. LG.REQUIRED,.625 IN. OD X .04 IN. WALL THK.....		1
21	PAOZZ	96906	MS35921-5-4F	.ADAPTER,STRAIGHT,PI 5/8 IN. ID. X 1/2 PIPE.....		1
22	MFFZZ	63589	13226E1750-82-06	.TUBE, COPPER MAKE FROM TUBE, P/N ASTM-B88, CAGEC 81346, 1.75 IN. REQUIRED,.625 IN. OD X .04 IN. WALL THK.....		1
23	PAOZZ	96906	MS35917-5U	.ELBOW,TUBE 5/8 IN. ID.....		1
24	MFFZZ	63589	13226E1750-82-13	.TUBE, COPPER MAKE FROM TUBE, P/N ASTM-B88, CAGEC 81346, 5.12 IN.		1
25	PAOZZ	96906	MS35928-5U	.ELBOW,TUBE 5/8 IN.....		1
26	PAOZZ	96906	MS16562-265	.PIN, SPRING-TUBULAR.....		1
27	MFFZZ	97403	13226E1750-129	.TUBE, ALUMIUM ALLOY MAKE FROM TUBE, P/N WW-T-700/6, CAGEC 81348, USE AS.....		1

SECTION II			TM10-4130-239-24P		
(1)	(2)	(3)	(4)	(5)	(6)
ITEM NO	SMR CODE	CAGEC	PART NUMBER	DESCRIPTION AND USABLE ON CODES(UOC	Y
28	PAFFZ	97403	13226E1777	.VALVE,BALL.....	1
29	PAOZZ	96906	MS16562-215	..PIN,SPRING.....	1
30	XDFZZ	97403	13226E1742	..SHAFT,EXTENSION.....	1
31	XDFZZ	97403	13226E1752	..VALVE,BALL,3WAY.....	
32	PBFZZ	81343	060202 BA	.ELBOW,COMPRESSION.....	
33	MFFZZ	63589	13226E1750-82-14	.TUBE,COPPER MAKE FROM TUBE,P/N ASTM-B88,CAGEC 81346,2.37 IN.....	1
	PAFZZ	94607	9170X002	.PARTS KIT,WATER MIX.....	1
				O-RING,BUNA N (1) 25-4	
				SEAL,BUNA N (1) 25-6	

END OF FIGURE

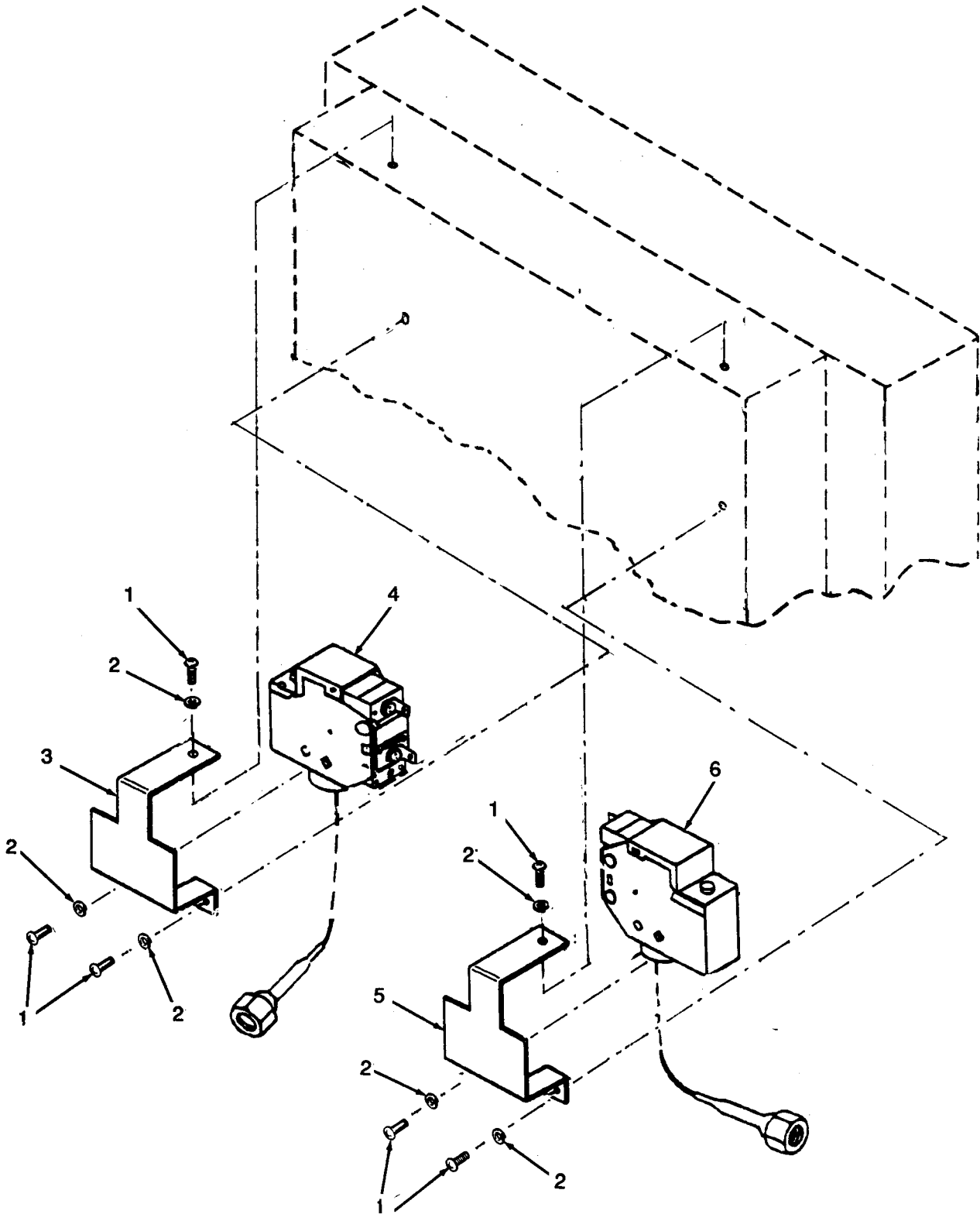


Figure 26. Pressure Switches and Brackets.

SECTION II			TM10-4130-239-24P		
(1)	(2)	(3)	(4)	(5)	(6)
ITEM	SMR		PART		
NO	CODE	CAGEC	NUMBER	DESCRIPTION AND USABLE ON CODES(UOC)	QTY

GROUP 07 REFRIGERATIONSYSTEM

FIG. 26 PRESSURE SWITCHES AND BRACKETS

1	PAOZZ	96906	MS51957-43	.SCREW,MACHINE 8-32 UNC-2A X 0.375 IN. LG.	6
2	PAOZZ	96906	MS15795-807	.WASHER,FLAT	6
3	XDFZZ	97403	13226E1724-1	.BRACKET, SWITCH	1
4	PAFZZ	97403	13226E1803-2	.SWITCH,PRESSURE	1
5	XDFZZ	97403	13226E1724-2	.BRACKET, SWITCH	1
6	PAFZZ	97403	13226E1803-1	.SWITCH,PRESSURE	1

END OF FIGURE

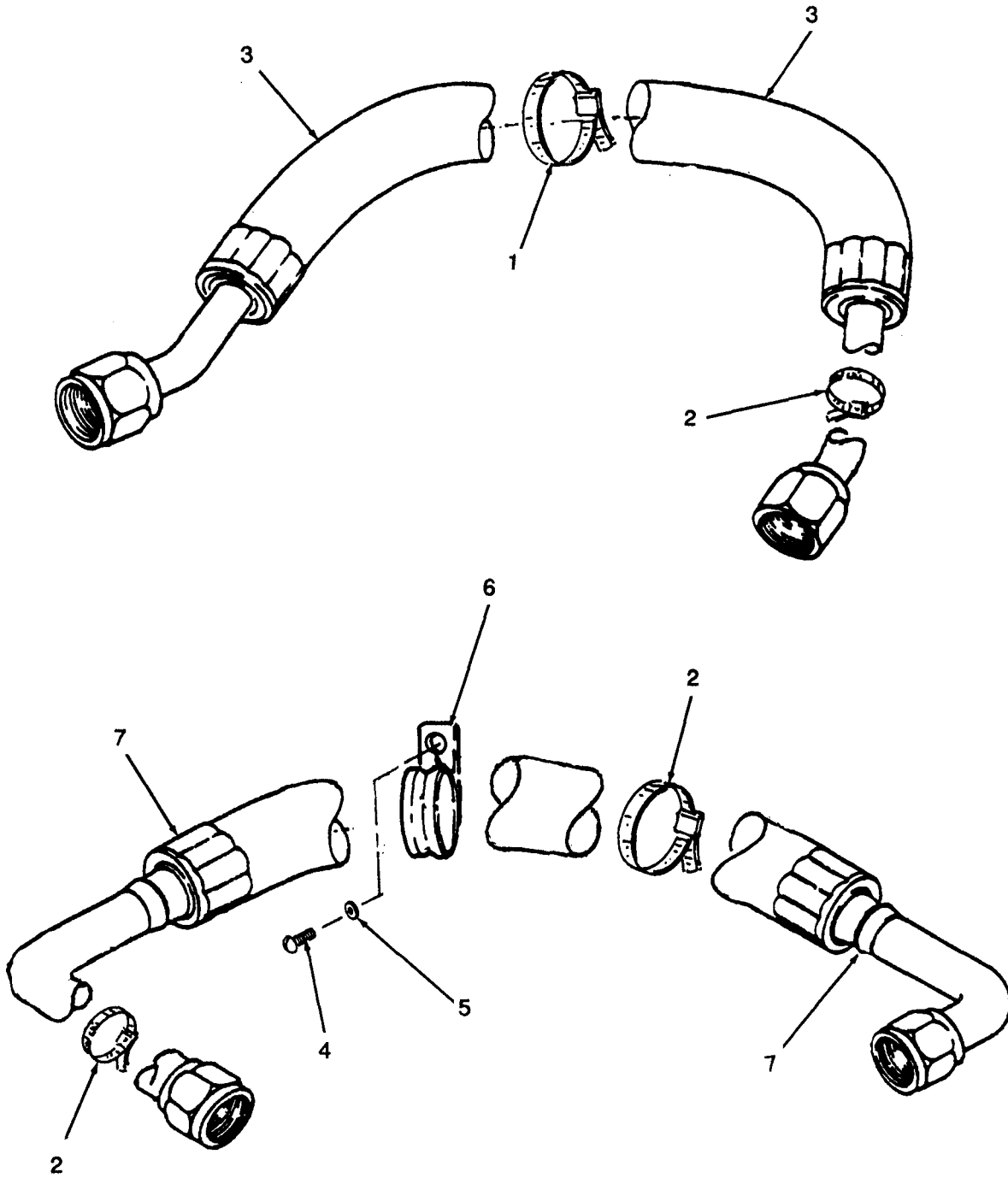


Figure 27. Refrigerant Hose Assemblies.

SECTION II

TM10-4130-239-24P

(1)	(2)	(3)	(4)	(5)	(6)
ITEM	SMR		PART		
NO	CODE	CAGEC	NUMBER	DESCRIPTION AND USABLE ON CODES(UOC)	QTY

GROUP 07 REFRIGERATIONSYSTEM

FIG. 27 REFRIGERANT HOSE ASSEMBLIES

1	PAZZ	96906	MS3367-2-9	.STRAP,TIEDOWN,ELECT.....	1
2	PAZZ	96906	MS3367-1-9	.STRAP,TIEDOWN,ELECT.....	3
3	PAZZ	97403	13226E1774	.HOSE ASSEMBLY,NONME.....	1
4	PAZZ	96906	MS51958-64	.SCREW,MACHINE .190-32 UNF-2A X 5/	1
				8 IN. LG.	
5	PAZZ	96906	MS35338-138	.WASHER,LOCK #10.....	1
6	PAZZ	96906	MS21919WDG18	.CLAMP,LOOP.....	1
7	PAZZ	97403	13226E1776	.HOSE ASSEMBLY,NONME.....	1

END OF FIGURE

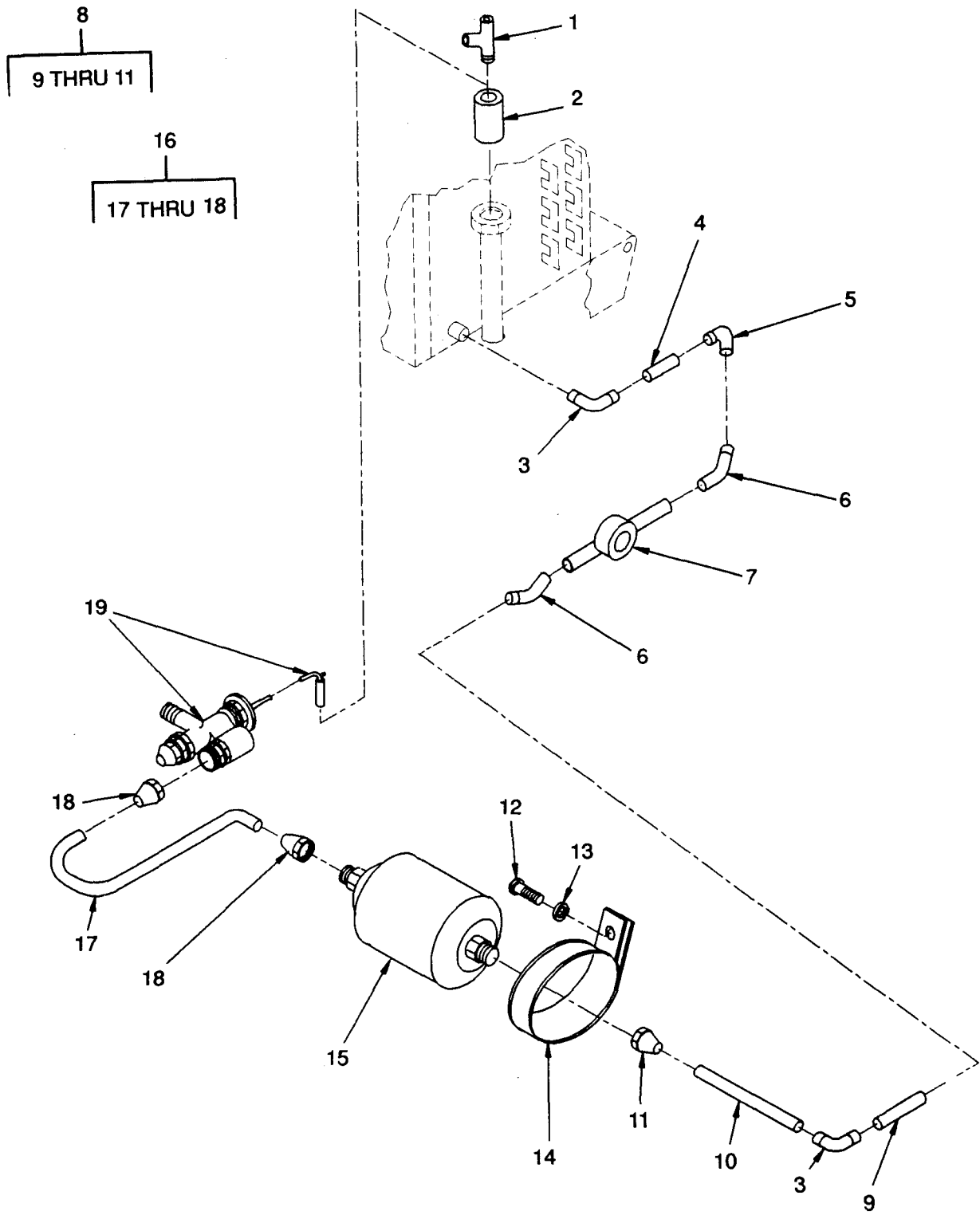


Figure 28. Expansion Valve, Filter-Drier, and Sight Glass.

SECTION II			TM10-4130-239-24P			
(1)	(2)	(3)	(4)	(5)	(6)	
ITEM NO	SMR CODE	CAGEC	PART NUMBER	DESCRIPTION AND USABLE ON CODES(UOC)	QTY	
GROUP 07 REFRIGERATION SYSTEM						
FIG. 28 EXPANSION VALVE, FILTER, AND SIGHT GLASS						
1	XDFZZ	81343	SAE-J513, 10-10-4, 010401	.FITTING, TUBE, TEE 5/8 X 5/8 X 1/4 IN. TUBE SIZE.....	1	
2	MFOZZ	97403	13226E1797-1	.TUBE, INSULATION MAKE FROM INSULATION, P/N R-180-FS, CAGEC 82942,6 IN.....	1	
3	PAOZZ	96906	MS35917-3	.ELBOW,TUBE 3/8 IN. ID.....	2	
4	MFFZZ	97403	13226E1750-7	.TUBE, COPPER MAKE FROM TUBE, P/N ASTM-B280, CAGEC 81346, USE AS RE- .	1	
5	PAOZZ	96906	MS35928-3	.ELBOW,TUBE 3/8 IN.....	1	
6	PAOZZ	96906	MS35928-3U	.ELBOW,TUBE 3/8 IN.....	2	
7	PAFZZ	97403	13226E1785	.INDICATOR,SIGHT,LIQ.....	1	
8	MFFFF	97403	13226E1806	.TUBE ASSEMBLY.....	1	
9	MFFZZ	97403	13226E1806-2	.TUBE, COPPER MAKE FROM TUBE, P/N ASTM-B280, CAGEC 81346, 2.5 IN.....	1	
10	MFFZZ	97403	13226E1806-5	.TUBE, COPPER MAKE FROM TUBE, P/N ASTM-B280, CAGEC 81346, 5.75 IN.....	1	
11	XDFZZ	97403	13226E1806-3	.NUT,FLARE,SHORT.....	1	
12	PAOZZ	96906	MS51958-60	.SCREW,MACHINE .190-32 UNF-2A X 5/16 IN. LG.....	1	
13	PAOZZ	96906	MS35338-138	.WASHER,LOCK #10.....	1	
14	PAOZZ	96906	MS21919WCF48	.CLAMP,LOOP.....	1	
15	PAFZZ	97403	13226E1786	.FILTER-DRIER.....	1	
16	MFFFF	97403	13226E1805	.TUBE ASSEMBLY.....	1	
17	MFFZZ	97403	13226E1805-1	.TUBE, COPPER MAKE FROM TUBE, P/N ASTM-B280, CAGEC 81346, 11 IN. LG...	1	
18	XDFZZ	97403	13226E1805-2	.NUT,FLARE.....	2	
19	PAFZZ	97403	13226E1730	.VALVE,EXPANSION.....	1	

END OF FIGURE

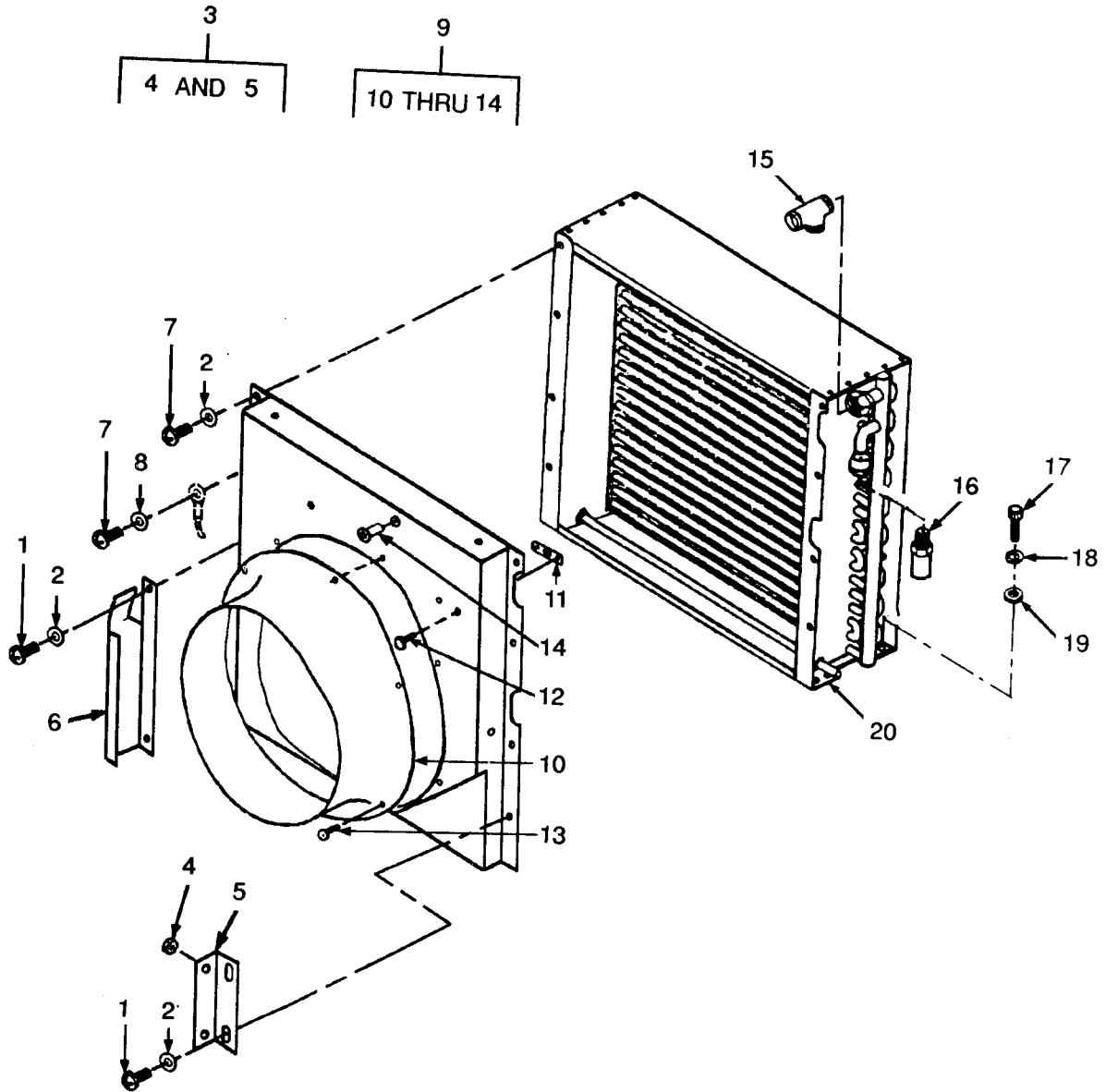


Figure 29. Plenum Assembly, Condenser, and Pressure Relief Valve.

SECTION II

TM10-4130-239-24P

(1) ITEM NO	(2) SMR CODE	(3) CAGEC	(4) PART NUMBER	(5) DESCRIPTION AND USABLE ON CODES(UOC)	(6) QTY
GROUP 07 REFRIGERATIONSYSTEM					
FIG. 29 PLENUM ASSEMBLY, CONDENSER, AND PRESSURE RELIEF VALVE					
1	PAOZZ	96906	MS51957-46	.SCREW,MACHINE 8-32 UNC-2A X 0.625 IN. LG.....	6
2	PAOZZ	96906	MS15795-805	.WASHER,FLAT.....	7
3	XDFFF	97403	13226E1814	.BRACKET.....	1
4	PAOZZ	81349	MIL-N-45938/1-16	..NUT,PLAIN,CLINCH.....	2
5	XAFZZ	97403	13226E1814-1	..BRACKET.....	1
6	XDFZZ	97403	13226E1808	.BRACKET,WATER HOSE.....	1
7	PAOZZ	96906	MS51957-43	.SCREW,MACHINE 8-32 UNC-2A X 0.375 IN. LG.....	2
8	PAOZZ	96906	MS35335-59	.WASHER,LOCK #8.....	1
9	XDFFF	97403	13226E1784	.PLENUM ASSY CONDNSR.....	1
10	XDFZZ	97403	13226E1784-2	..RING.....	1
11	PAOZZ	96906	MS21075-08N	..NUT,SELF-LOCK.....	6
12	PAOZZ	96906	MS20426AD3-5	..RIVET,SOLID.....	12
13	PAFZZ	81349	M24243/3-B402	..RIVET,BLIND.....	8
14	PAOZZ	96906	MS27130-CR7	..NUT,PLAIN,BLIND.....	4
15	XDFZZ	81343	8-8-4 010401B	.TEE,PIPE 1/2 X 1/2 X 1/4 IN. TUBE SIZE....	1
16	PAFZZ	97403	13226E1740	.VALVE,SAFETY RELIEF.....	1
17	PAOZZ	96906	MS35307-306	.SCREW,CAP,HEXAGON H 1/4-20 UNC-2A X .750 IN. LG.....	8
18	PAOZZ	96906	MS35338-139	.WASHER,LOCK 1/4.....	8
19	PAOZZ	96906	MS15795-810	.WASHER,FLAT.....	8
20	PBFZZ	97403	13226E1746	.COOLING COIL,AIR,DU.....	1

END OF FIGURE

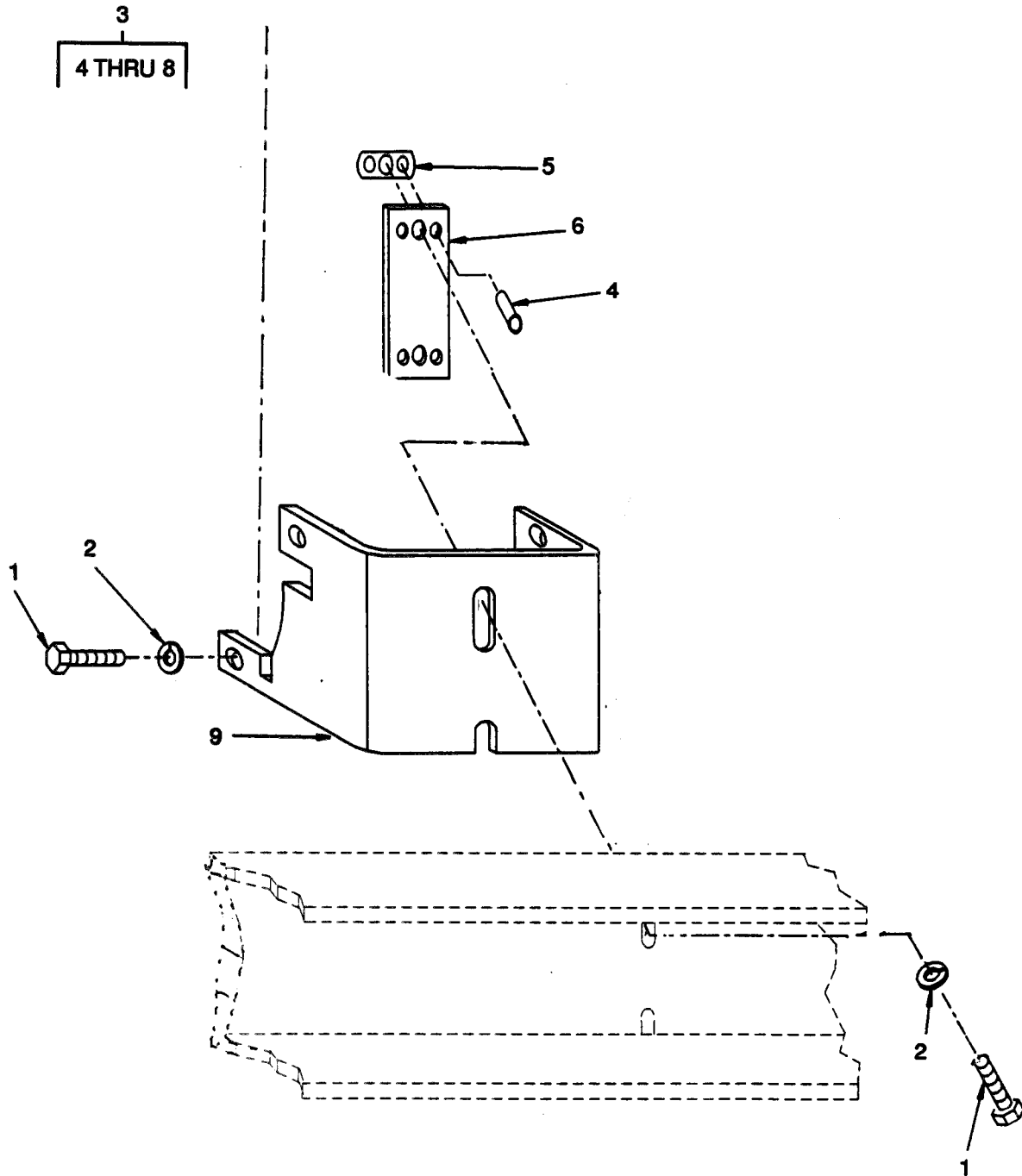


Figure 30. Compressor Assembly (Sheet 1 of 2)

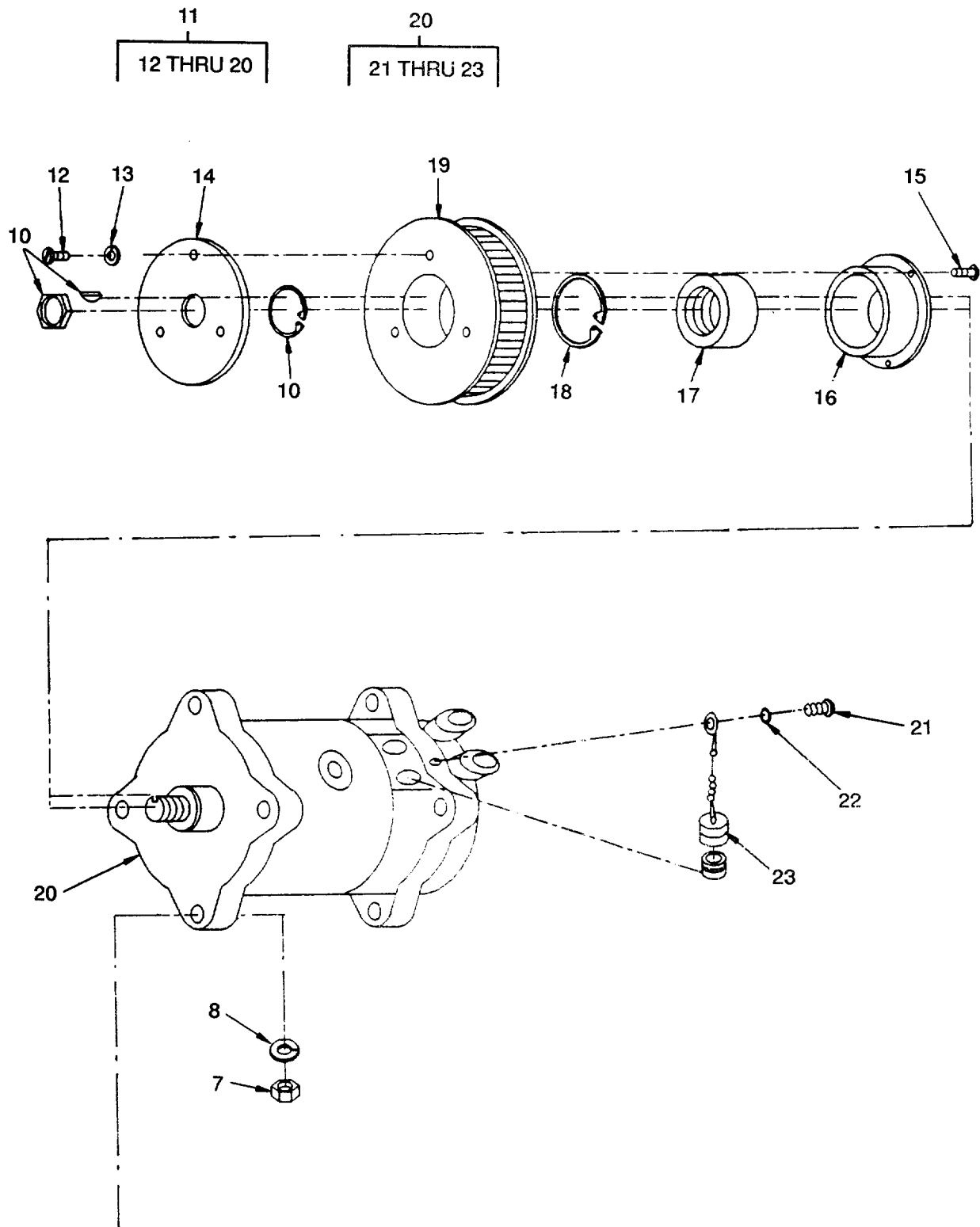


Figure 30. Compressor Assembly (Sheet 2 of 2)

SECTION II

TM10-4130-239-24P

(1)	(2)	(3)	(4)	(5)	(6)
ITEM NO	SMR CODE	CAGEC	PART NUMBER	DESCRIPTION AND USABLE ON CODES (UOC)	QTY
GROUP 07 REFRIGERATION SYSTEM					
FIG. 30 COMPRESSOR ASSEMBLY					
1	PAOZZ	96906	MS90727-62	.SCREW,CAP HEXAGON H 3/8-24 UNF-2A X 1.250 IN. LG	6
2	PAOZZ	96906	MS27183-14	.WASHER,FLAT #3/8	6
3	XDFOZ	97403	13226E1778	.BAR NUT ASSEMBLY	1
4	PAOZZ	96906	MS20426AD4-7	..RIVET, SOLID	4
5	PAOZZ	96906	MS21077-6	..NUT, SELF-LOCKING,PL	2
6	XAFZZ	97403	13226E1778-1	..BAR	1
7	PAOZZ	96906	MS35650-3382	..NUT,PLAIN, HEXAGON 3/8 UNF-2B	4
8	PAOZZ	96906	MS35338-141	..WASHER, LOCK 3/8	4
9	XDFZZ	97403	13226E1729	.BRACKET, COMPRESSOR	1
10	PAFZZ	97403	9162-9800	.PARTS KIT,AUTOMATIC (CONTAINS KEY, NUT, AND RETAINING RING)	1
11	PAFFH	97403	13226E1741	.COMPRESSOR ASSEMBLY	1
12	PAOZO	96906	MS35207-264	..SCREW,MACHINE 10-32 UNF-2A .625 IN. LG	3
13	PAOZZ	96906	MS35338-43	..WASHER, LOCK #10	3
14	XDFZZ	97403	13226E1823	..BEARING STOP	1
15	PAOZZ	96906	MS24693S273	..SCREW,MACHINE	3
16	XDFZZ	97403	13226E1830	..HOUSING,BEARING	1
17	PAFZZ	97403	13226E1822	..BEARING,BALL, THRUST	1
18	PAOZZ	96906	MS16625-1244	..RING,RETAINING	1
19	XDFZZ	97403	13226E1833	..SPROCKET WHEEL	1
20	PBFZZ	97403	13226E1706	..COMPRESSOR,REFRIGER	1
21	PAOZZ	96906	MS35206-228	...SCREW,MACHINE 6-32 UNC-2A .375 IN. LG	1
22	PAOZZ	97403	13214E3469	...WASHER,FLAT	1
23	XDFZZ	97403	13219E9540	...CAP AND CHAIN	2

END OF FIGURE

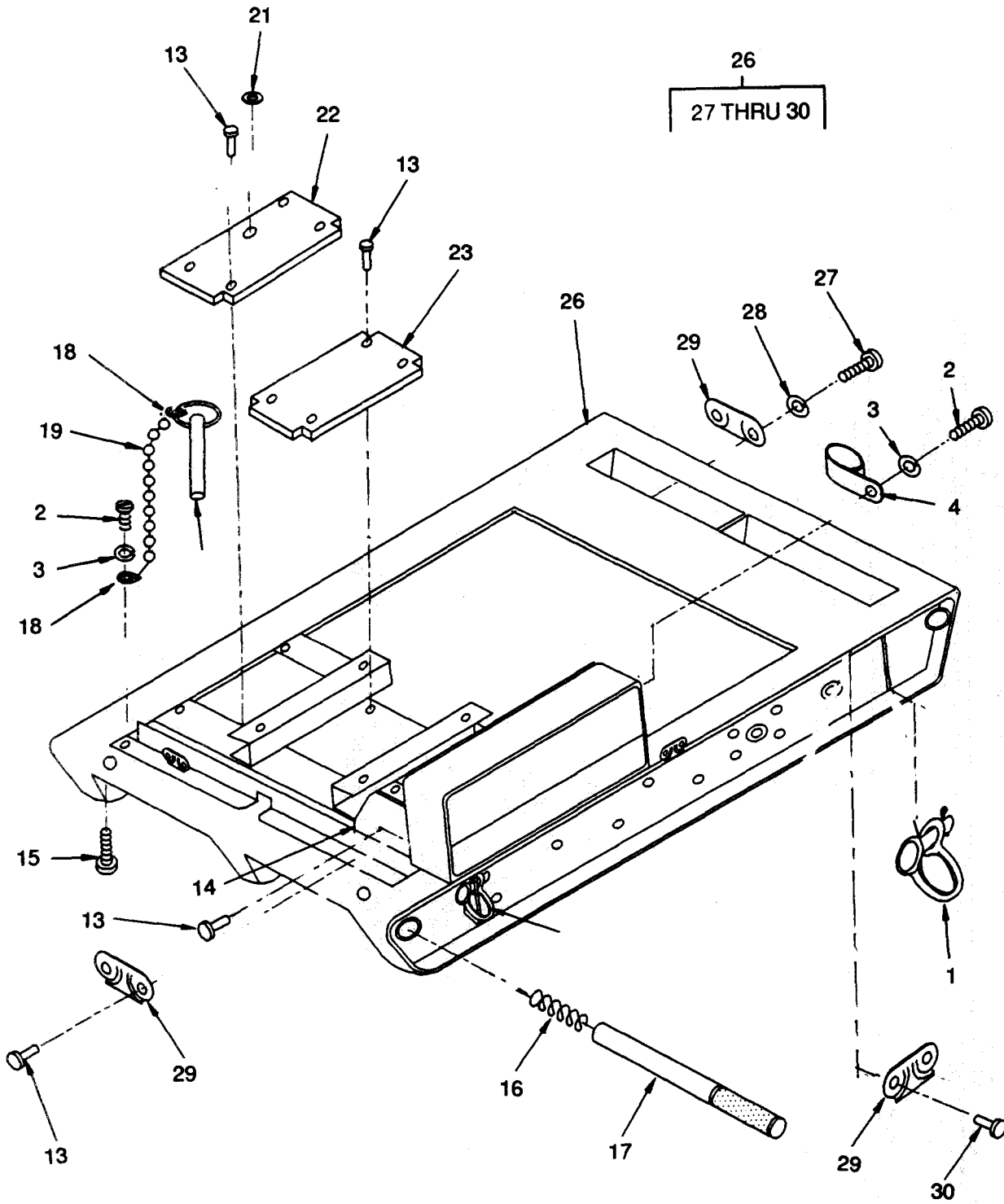


Figure 31. Skid Assembly (Sheet 1 of 2).

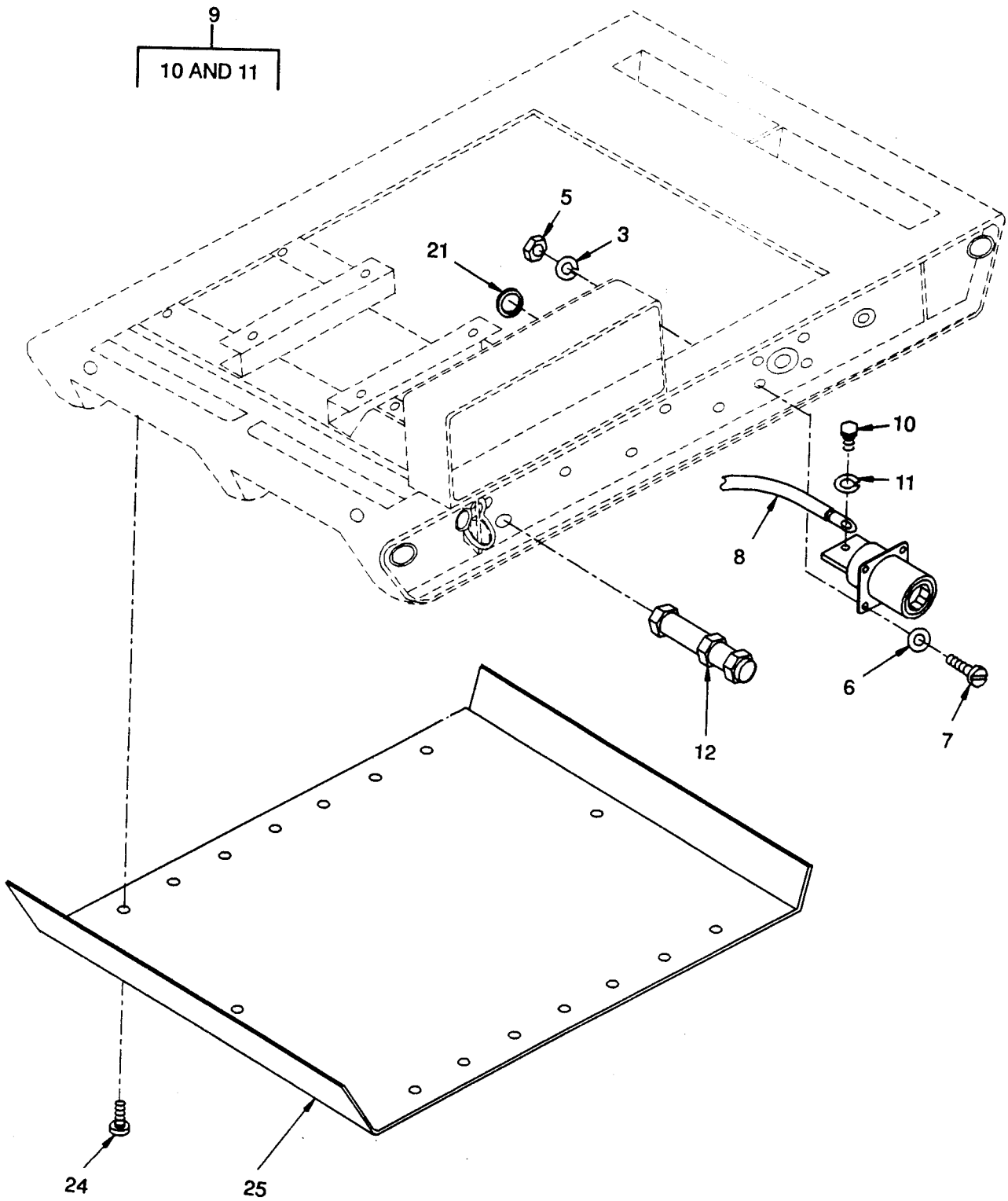


Figure 31. Skid Assembly (Sheet 2 of 2).

SECTION II			TM10-4130-239-24P		(5)	(6)
(1)	(2)	(3)	(4)			
ITEM	SMR		PART			
NO	CODE	CAGEC	NUMBER	DESCRIPTION AND USABLE ON CODES(UOC)		QTY
GROUP 08 SKIDASSEMBLY						
FIG. 31 SKID ASSEMBLY						
1	PBOZZ	81348	RR-C-271, IV, 4	.SCHACKEL, ANCHOR INCLUDES		4
			RR-C-271	SCHACKEL PIN AND KEY.....		
2	PAOZZ	96906	MS51958-60	.SCREW,MACHINE .190-32 UNF-2A X 5/		5
				16 IN. LG.....		
3	PAOZZ	96906	MS35338-138	.WASHER,LOCK #10.....		9
4	PAOZZ	96906	MS21919WCF6	.CLAMP,LOOP.....		1
5	PAOZZ	96906	MS35650-304	.NUT,PLAIN,HEXAGON 10-32 UNF-2 B...		4
6	PAOZZ	96906	MS15765-842	.WASHER,FLAT.....		4
7	PAOZZ	96906	MS51958-65	.SCREW,MACHINE .190-32 UNF-2A X 3/		4
				4 IN. LG.....		
8	PAOZZ	97403	13226E1760	.LEAD,STORAGE BATTER.....		1
9	PAOZZ	19207	11674728	.CONNECTOR,RECEPTCL.....		1
10	PAOZZ	96906	MS90727-56	..SCREW,CAP,HEXAGON H 3/8-24 UNF-		2
				2A X .562 IN. LG.....		
11	PAOZZ	96906	MS35338-46	..WASHER,LOCK 3/8.....		2
12	XDOZZ	97403	13226E1762	.COUPLING,PANEL.....		1
13	PAFZZ	81349	M24243/1-A405	.RIVET,BLIND.....		18
14	XDOZZ	97403	13226E1769	.COVER,INSULATION.....		1
15	PAOZZ	97403	13226E1726	.SCREW,MACHINE.....		4
16	PAOZZ	96906	MS24585C378	.SPRING,HELICAL,COMP.....		4
17	PAOZZ	97403	13226E1720	.HANDLE.....		4
18	PAOZZ	81348	RR-C-271, IX, 10	.FASTENER,BEAD CHAIN.....		8
			10-A			
19	M0OZZ	97403	13226E1750-115	.BEAD CHAIN, WELDLES MAKE FROM		4
				CHAIN, P/N RR-C-271, TY II, CL 5,		
				TRADE NO.....		
20	PAOZZ	96906	MS17990C316	.PIN, QUICK RELEASE.....		4
21	PAOZO	96906	MS35489-7	.GROMMET, NONMETALLIC.....		2
22	XDOZZ	97403	13226E1779-2	.BARRIER INSULATION.....		1
23	XDOZZ	97403	13226E1779-1	.BARRIER INSULATION.....		1
24	PAOZZ	96906	MS35190-287	.SCREW,MACHINE.....		16
25	PAFZZ	97403	13226E1728	.COVER, BELLY PAN.....		1
26	XDOZZ	97403	13226E1743	.SKID, WATER CHILLER.....		1
27	PAOZZ	96906	MS24625-11	..SCREW, MACHINE.....		4
28	PAOZZ	96906	MS35338-135	..WASHER,LOCK #4.....		4
29	PAOZZ	97403	13226E1781-2	..STRIKE,CATCH.....		9
30	PAFZZ	81349	M24243/1-A403	..RIVET,BLIND.....		10
	XDFZZ	97403	13226E1712	MOUNTING KIT,WATER.....		1

END OF FIGURE

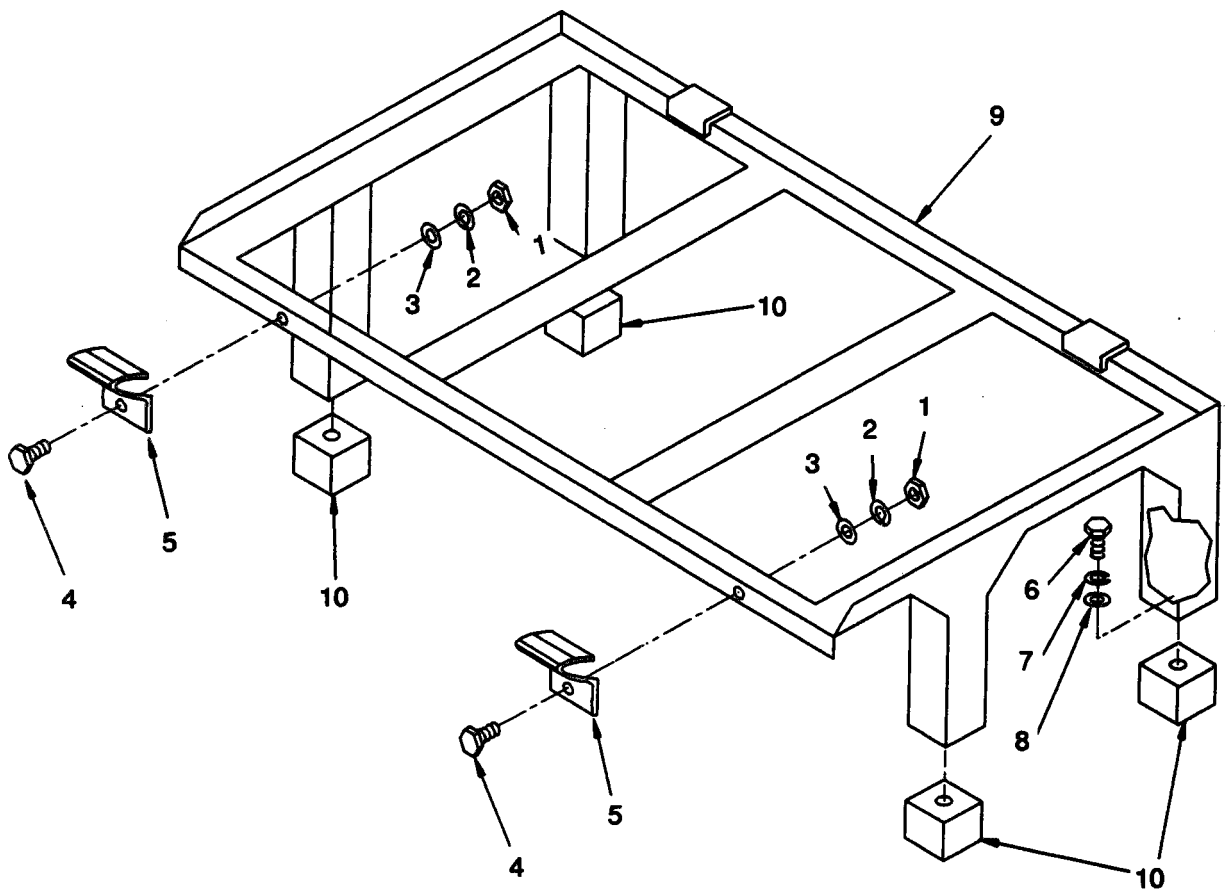


Figure 32. Trailer Mounting (Sheet 1 of 2).

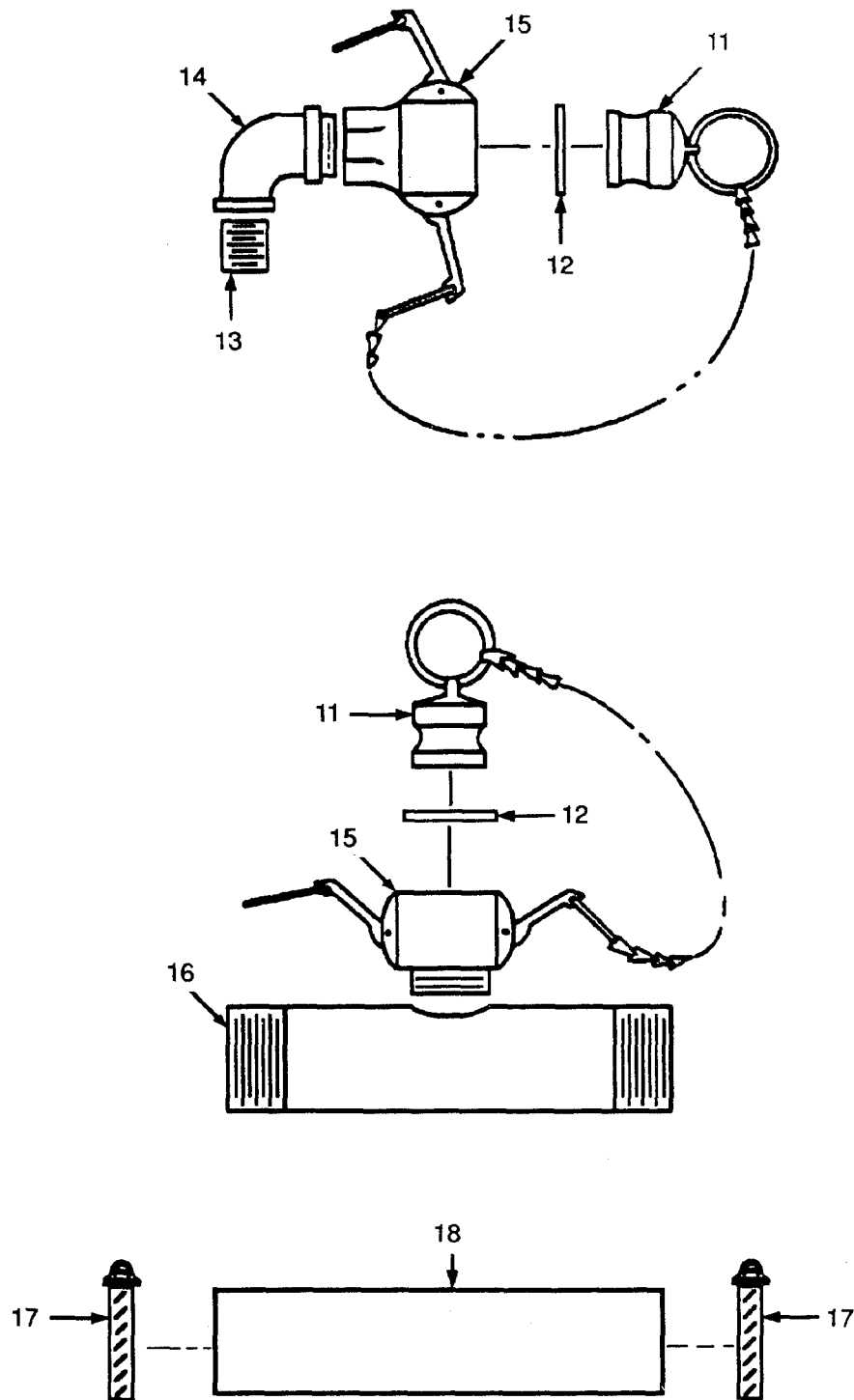


Figure 32. Trailer Mounting (Sheet 2 of 2).

SECTION II			TM10-4130-239-24P			
(1)	(2)	(3)	(4)	(5)	(6)	
ITEM NO	SMR CODE	CAGEC	PART NUMBER	DESCRIPTION AND USABLE ON CODES(UOC)	QTY	
GROUP 09 TRAILERMOUNTINGKIT						
FIG. 32 TRAILER MOUNTING						
1	PAOZZ	96906	MS35649-2382	.NUT,PLAIN,HEXAGON 3/8-16 UNC-2B...	2	
2	PAOZZ	96906	MS35338-141	.WASHER,LOCK 3/8.....	2	
3	PAOZZ	96906	MS15795-814	.WASHER,FLAT.....	2	
4	PAOZZ	96906	MS35307-361	.SCREW,CAP,HEXAGON H 3/8-16 UNC-2A X1.125 IN. LG.....	2	
5	PAOZZ	97403	13226E1719	.HOOK,GRAB.....	2	
6	PAOZZ	96906	MS35307-411	.SCREW,CAP,HEXAGON H 1/2-12 UNC-2A X 1.250 IN. LG.....	4	
7	PAOZZ	96906	MS35338-143	.WASHER,LOCK 1/2.....	4	
8	PAOZZ	96906	MS15795-818	.WASHER,FLAT.....	4	
9	XDOZZ	97403	13226E1727	.CRADLE.....	1	
10	XDOZZ	97403	13226E1836	.BLOCK,MOUNTING.....	4	
11	PAOZZ	96906	MS27029-3	.PLUG,QUICK DISCONNE.....	2	
12	PAOZZ	97403	13226E1824-2	.GASKET,COUPLING.....	2	
13	PAOZZ	81343	SAE-J530, 130137	.NIPPLE,REDUCING 3/8-14 NPT.. ..	1	
14	PAOZZ	96906	MS14308-4	.ELBOW,PIPE.....	1	
15	PAOZZ	96906	MS27026-3	.COUPLING HALF,QUICK.....	1	
16	PAOZZ	97403	13226E1819	.NIPPLE.	1	
17	PAOZZ	96906	MS35842-13	.CLAMP,HOSE.....	2	
18	PAOZZ	97403	13226E1820	.HOSE,NONMETALLIC 1.75 ID.IN. X 8.00 IN. LG.....	1	
	PDOOZ	97403	13226E1790	SUPPORT KIT,WATER C.....	1	

END OF FIGURE

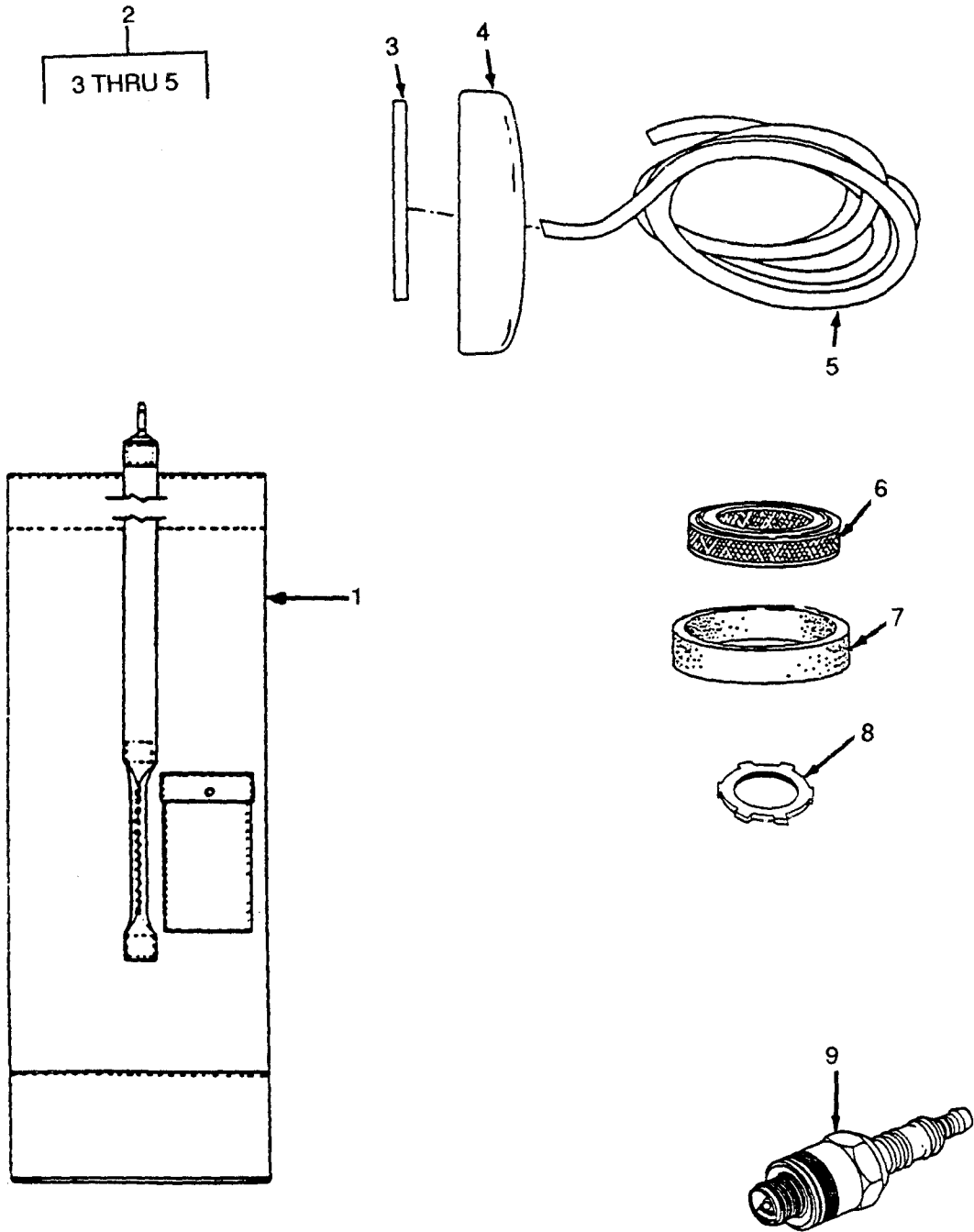


Figure 33. Support Kit (Sheet 1 of 5).

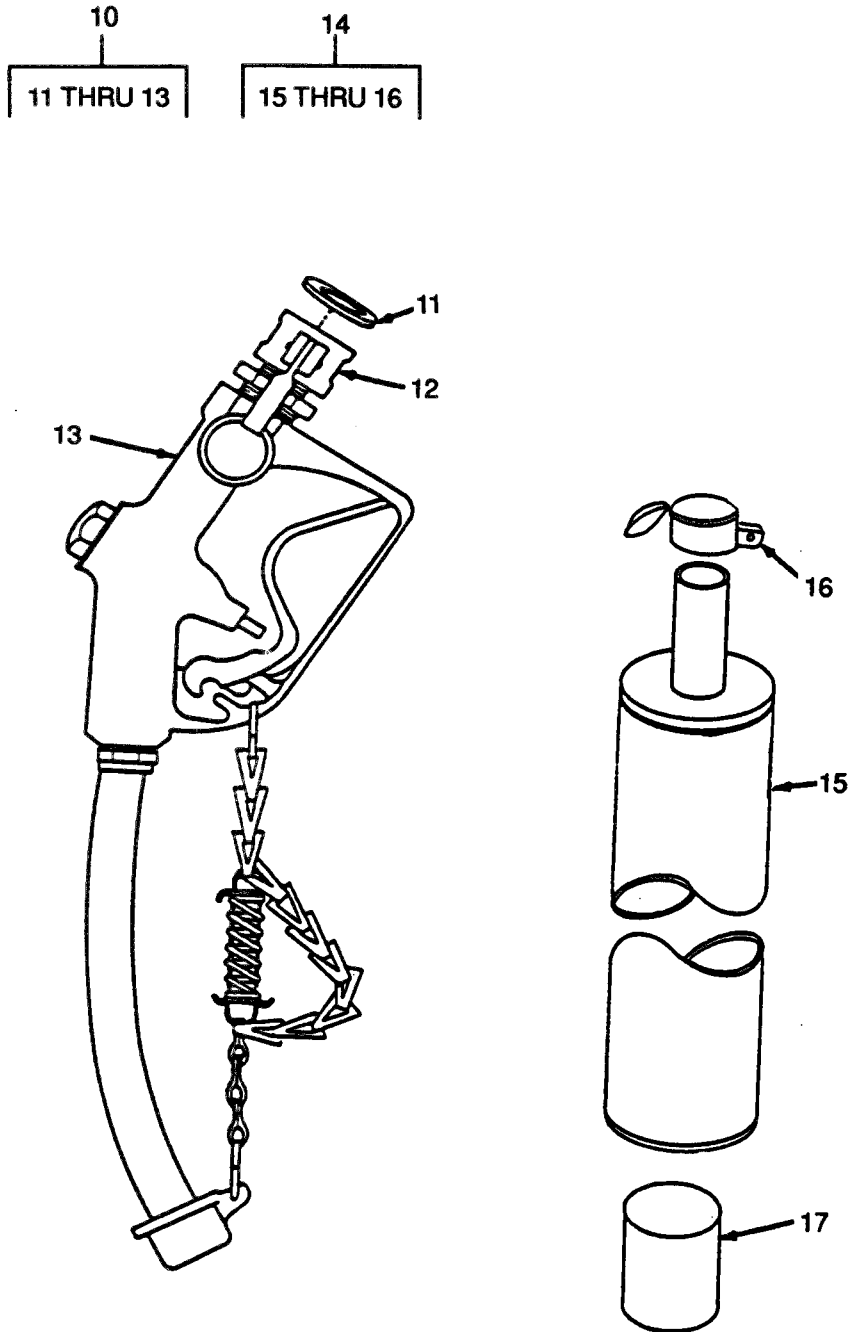


Figure 33. Support Kit (Sheet 2 of 5).

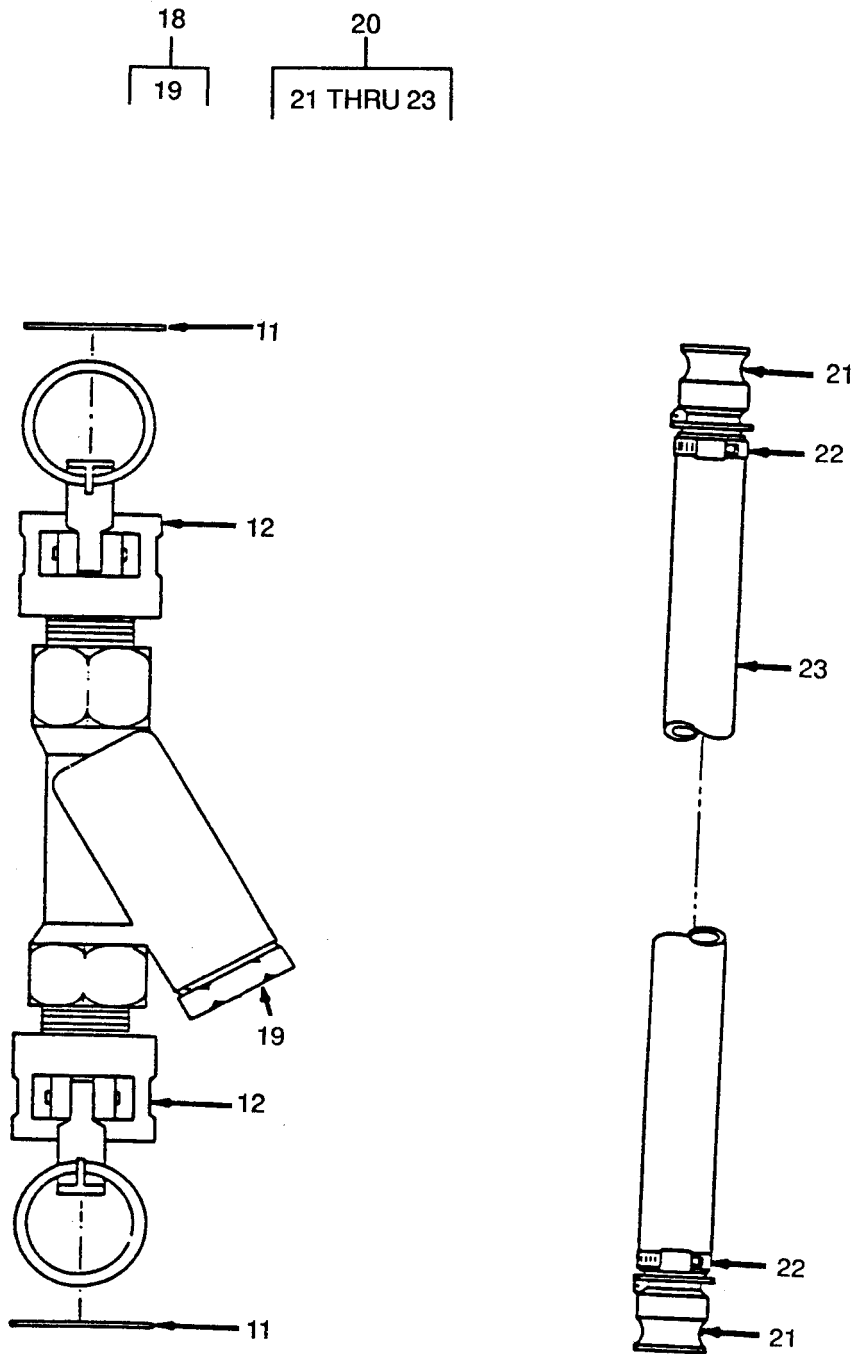


Figure 33. Support Kit (Sheet 3 of 5).

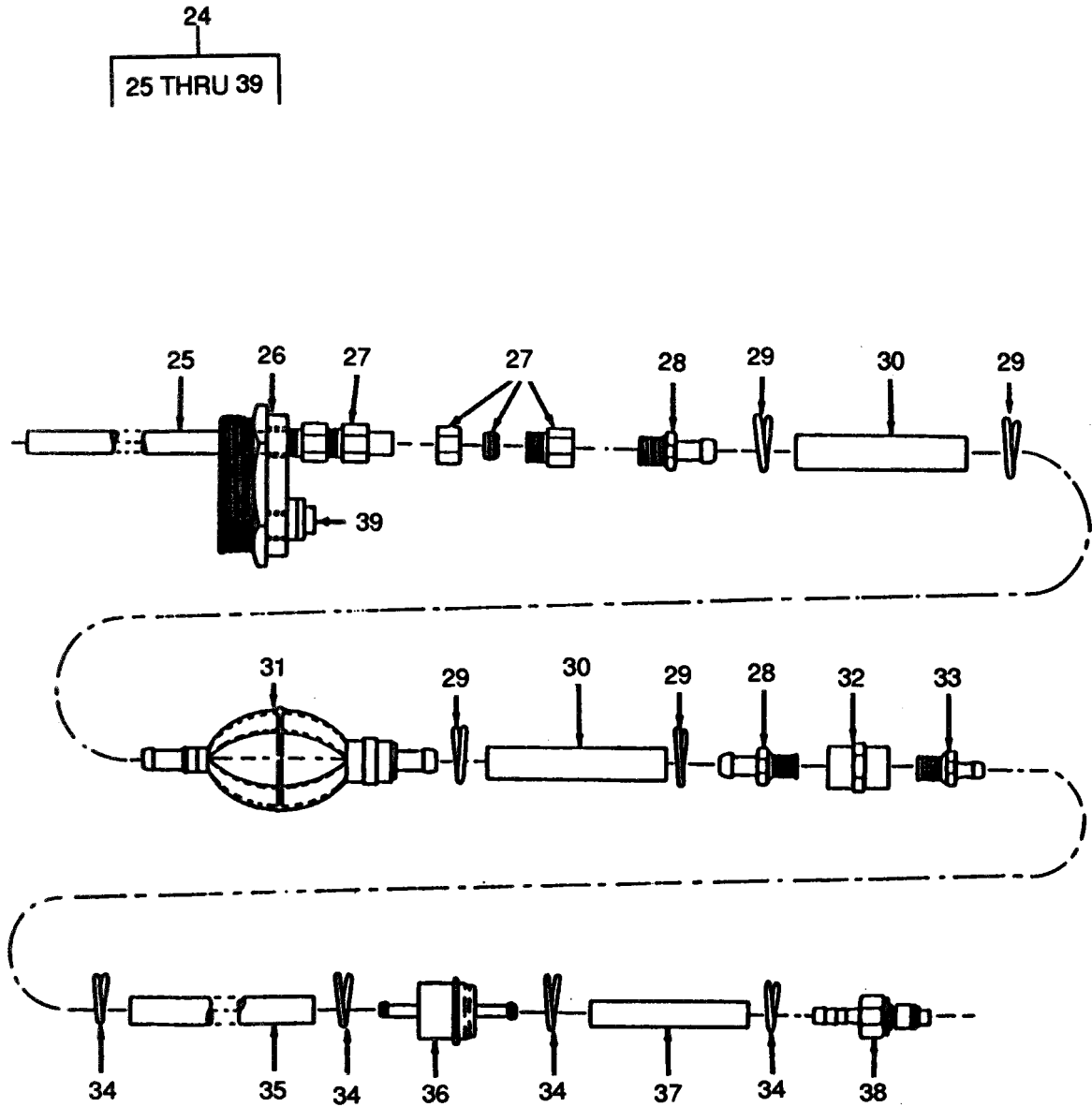


Figure 33. Support Kit (Sheet 4 of 5).

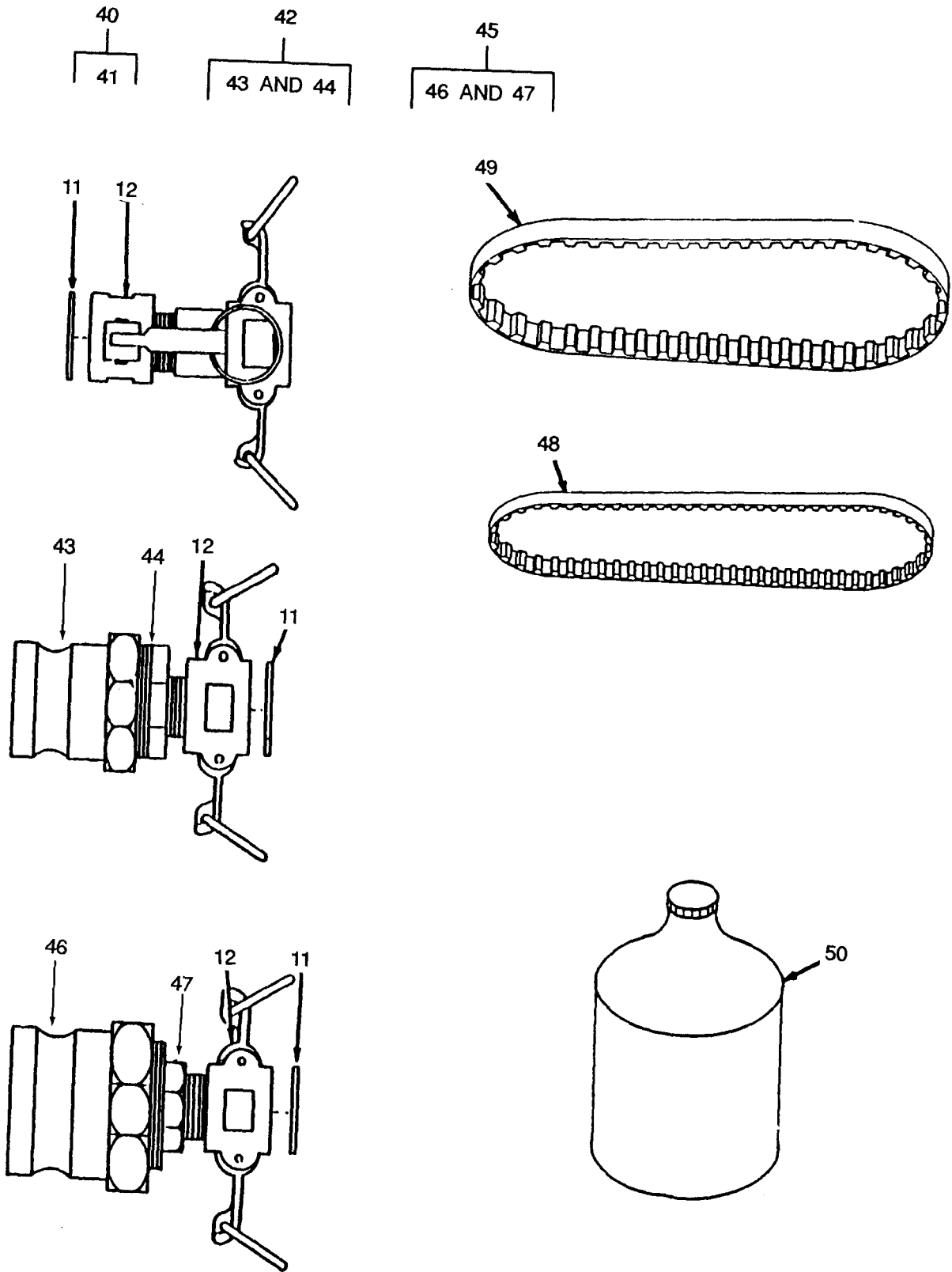


Figure 33. Support Kit (Sheet 5 of 5).

SECTION II			TM10-4130-239-24P			
(1)	(2)	(3)	(4)	(5)	(6)	
ITEM NO	SMR CODE	CAGEC	PART NUMBER	DESCRIPTION AND USABLE ON CODES(UOC)	QTY	
GROUP 10 SUPPORTKIT						
FIG. 33 SUPPORT KIT						
1	PAOZZ	97403	13226E1802	.BAG,SUPPORT ITEMS.....	2	
2	PAOZZ	97403	13226E1796	.STARTER ROPE,ENGINE.....	2	
3	PAOZZ	97403	13226E1796-1	..PIN.....	1	
4	PAOZZ	97403	13226E1796-2	..GRIP.	1	
5	PAOZZ	97403	13226E1796-3	..ROPE.....	1	
6	PAOZZ	97403	13226E1794	.CARTRIDGE,AIR CLEAN.....	1	
7	PAOZZ	97403	13226E1795	.FILTER ELEMENT,INTA.....	1	
8	PAOZZ	97403	13215E7892-3	.LOCKNUT,ELECTRICAL.....	2	
9	PAOZZ	97403	13226E1817	.SPARK PLUG.....	2	
10	PBOZZ	97403	13226E1787	.NOZZLE ASSEMBLY,WAT.....	1	
11	PAOZZ	97403	13226E1824-2	..GASKET,COUPLING.....	6	
12	PAOZZ	96906	MS27026-3	..COUPLING HALF,QUICK.....	6	
13	PBOZZ	97403	13226E1707	..NOZZLE,DISTRIBUTION.....	1	
14	PA000	97403	13226E1826	.MUFFLER ASSEMBLY.....	1	
15	PBOZZ	97403	13226E1733	..MUFFLER,EXHAUST.....	1	
16	PAOZZ	97403	13226E1825	..CAP,MUFFLER.....	1	
17	PAOZZ	81349	MIL-L-2104	.LUBRICATING OIL.....	2	
18	PA000	97403	13226E1738	.STRAINER ELEMENT,SE.....	1	
19	PAOZZ	81349	M16293-A-15	..STRAINER,SEDIMENT TY 1, CL 125, SY Y.....	1	
20	PB000	97403	13226E1710	.HOSE ASSEMBLY,NONME.....	5	
21	PAOZZ	96906	MS27021-3	..COUPLING HALF,QUICK.....	2	
22	PAOZO	96906	MS35842-11	..CLAMP,HOSE.....	2	
23	MFOZZ	97403	13226E1732-1	..TUBE, WATER PUMP MAKE FROM TUBE, P/N PVTWF075 POLY WIRE, CAGEC 60007,	1	
24	PA000	97403	13226E1714	.PUMP,ENGINE PRIMING.....	1	
25	M0OZZ	97403	13226E1714-1	..TUBE, COPPER MAKE FROM, TUBE, P/ N SAE-518, CAGEC 81349, 18 IN. LG...	1	
26	XDOZZ	97403	13226E1788	..ADAPTER ASSEMBLY.....	1	
27	PAOZZ	81343	SAE-J512, 060103	..CONNECTOR, MALE 0.375 NOM IN OD X 0.250-18NPT,6-4.....	1	
28	PAFZZ	97403	13217E7108-5	..FITTING,HOSE BARB.....	1	
29	PAOZZ	81343	SAE-J536/9	..HOSE CLAMP,.562 ID TY. E, SIZE 9	4	
30	M0OZZ	97403	13226E1714-6	..HOSE, RUBBER MAKE FROM HOSE, P/N MIL-H-1344, CAGEC 81349, 3 IN. LG...	1	
31	XDOZZ	97403	13226E1768	..KIT PRIMER BULB.....	1	
32	PAOZZ	81343	SAE-J530, 130388	..NIPPLE, REDUCING 1/4-14 NPT.....	1	
33	PAFZZ	97403	13217E7108-2	..FITTING,HOSE BARB.....	1	
34	PAOZZ	81343	SAE-J536/8	..HOSE CLAMP,.500 ID TY. E, SIZE 8	4	
35	M0OZZ	97403	13226E1714-11	..HOSE, RUBBER MAKE FROM HOSE, P/N MIL-H-13444,CAGEC81349,72 IN	1	
36	PAOZZ	97403	13226E1754	..FILTER,FLUID...	1	
37	M0OZZ	97403	13226E1714-13	..HOSE, RUBBER MAKE FROM HOSE, P/N MIL-H-13444, CAGEC 81349, 3 IN	1	
38	XDOZZ	97403	13226E1761	..COUPLING,INSERT.....	1	
39	PAOZZ	81348	WW-P-471	..PIPE-FITTING, PLUG, TY. A, CL A, SY S, MATERIAL B.....	1	

SECTION II			TM10-4130-239-24P		
(1)	(2)	(3)	(4)	(5)	(6)
ITEM	SMR		PART		
NO	CODE	CAGEC	NUMBER	DESCRIPTION AND USABLE ON CODES(UOC)	QTY
40	PA000	97403	13226E1789	.COUPLING ASSEMBLY, Q	2
41	PA0ZZ	96906	MS27024-3	..COUPLING HALF,QUICK	1
42	PA000	97403	13226E1791	.COUPLING ASSEMBLY,Q	2
43	PA0ZZ	96906	MS27020-9	..COUPLING HALF,QUICK 1=1/2 IN NOM. SIZE	1
44	PA0ZZ	96906	MS14315-20Y	..BUSHING,PIPE	1
45	PA00Z	97403	13226E1792	.COUPLING ASSEMBLY,Q	2
46	PA0ZZ	96906	MS27020-11	..COUPLING HALF,QUICK 2 IN. NOM. SIZE	1
47	PA0ZZ	96906	MS14315-25Y	..BUSHING,PIPE	1
48	PA0ZZ	97403	13226E1782-1	.BELT,POSITIVE DRIVE	1
49	PA0ZZ	97403	13226E1782-3	.BELT, DRIVE	1
50	PA0ZZ	97403	13226E1839	.ANTIFREEZE NONTOXIC	2

END OF FIGURE

SECTION II			TM10-4130-239-24P			
(1)	(2)	(3)	(4)	(5)	(6)	
ITEM	SMR		PART			
NO	CODE	CAGEC	NUMBER	DESCRIPTION AND USABLE ON CODES(UOC) QTY		
GROUP 11 BULK						
FIG. BULK						
1	PAFZZ	81346	ASTM-B280	TUBE, COPPER	0.375 IN. OD. X 0.030 V	
2	PAFZZ	81346	ASTM-B88	TUBE, COPPER, TY L	0.625 IN. OD. X V	
3	PAFZZ	09106	HT 1/4FR	TUBING, PLASTIC, SPIR		V
4	PAOZZ	81349	M13444/I	HOSE, RUBBER, FUEL		V
5	PAOZZ	81349	M13444/II	HOSE, RUBBER, FUEL		V
6	PAOZZ	81349	M16878/17BJE9	WIRE, ELECTRICAL		V
7	PAOZZ	60007	PVTWF 075POLY-WI RE	TUBING, NONMETALLIC	1.102 IN. OD. X V	
8	PAOZZ	81348	RR-C-271, II, 5 5	CHAIN, BEAD, WELDLESS		V
9	PAOZZ	81348	R-180-FS, 1/2	TUBE, INSULATION		V
10	PAOZZ	81348	R-180-FS, 5/8	TUBE, INSULATION		V
11	PAOZZ	81348	R-180-FS, 1-1/8	TUBE, INSULATION		V
12	PAFZZ	81343	SAE-J528, .250	TUBE, COPPER	0.250 IN. OD. X 0.030 V	
13	PAFZZ	81343	SAE-J528, .375	TUBE, COPPER	0.375 IN. OD. X 0.032 V	
14	PAOZZ	81348	SAE-100R6	HOSE, HYDRAULIC, FUEL	0.250 IN ID.... V	

END OF FIGURE

SECTION III			TM10-4130-239-24P		
(1)	(2)	(3)	(4)	(5)	(6)
ITEM	SMR		PART		
NO	CODE	CAGEC	NUMBER	DESCRIPTION AND USABLE ON CODES(UOC)	QTY

GROUP 12 SPECIALTOOLS

FIG 34 SPECIAL TOOLS

1	PAHZZ	08645	19232	TOOL KIT, VALVE GUI.....	
2	PAHZZ	08645	19321	FLYWHEEL HOLDER.....	
3	PAHZZ	08645	19138	VALVE SEAT PULLER K.....	

END OF FIGURE

CROSS-REFERENCE INDEXES

STOCK NUMBER	NATIONAL STOCK NUMBER INDEX		STOCK NUMBER	FIG.	ITEM
	FIG.	ITEM			
5340-00-020-0387	2	4	4730-00-253-5761	32	14
5305-00-021-3616	5	2	4730-00-254-6450	24	15
5305-00-021-3801	32	6		25	16
5305-00-045-3296	11	4	4730-00-263-6472	24	13
	30	12		25	13
305-00-054-6668	26	1	4730-00-265-7124	28	6
	29	7	5305-00-269-3232	31	10
5305-00-054-6671	29	1	5305-00-269-3238	22	4
5310-00-056-3395	32	1		30	1
5310-00-058-1626	22	1	4730-00-277-1873	33	44
	30	7	5940-00-283-5280	3	7
5305-00-059-3656	6	1	2805-00-351-2441	19	21
	28	12	2805-00-351-2444	19	18
	31	2	2805-00-353-7724	19	19
5305-00-059-3660	23	5	5340-00-365-2721	31	29
	27	4	5310-00-407-9566	12	2
5305-00-059-3661	31	7		13	2
5205-00-068-0502	10	12	5365-00-412-2600	20	4
5305-00-071-2507	23	10	5930-00-435-2368	11	8
5305-00-073-8255	15	1	5310-00-559-0070	15	4
5975-00-074-2072			6145-00-578-6072	BULK	6
	25	11	5310-00-582-5965	10	13
	27	2		13	6
4730-00-079-1362	33	46	5360-00-597-8978	19	20
5310-00-080-6004	22	3	5310-00-614-3552	29	8
	30	2	5310-00-637-9541	13	11
5310-00-081-4219	7	3		20	2
5320-00-083-5009	31	30		31	11
6680-00-085-8248	28	7	5306-00-655-6170	12	1
5305-00-115-9526	13	10	5360-00-664-7830	19	23
5305-00-117-6828	2	2	5305-00-702-4523	29	17
5320-00-117-6939	29	12	5975-00-714-8031	5	1
5320-00-117-6951	2	3		33	8
5320-00-117-6952	30	4	5305-00-721-5665	32	4
4320-00-142-2797	22	10	5310-00-722-5998	3	2
5940-00-143-4774	3	6		29	2
5975-00-156-3253	27	1	5305-00-723-9383	4	5
5325-00-174-5315	31	21	5305-00-724-5825	22	5
4730-00-196-0954	33	47	5310-00-728-5505	30	5
5340-00-200-7449	27	6	5310-00-765-3197	9	6
4820-00-204-1984	28	19	5310-00-767-9425	32	8
4730-00-222-1839	24	21	5310-00-773-7618	32	3
5305-00-225-3838	13	5	4730-00-776-1048	25	23
5305-00-226-4821	13	15	5365-00-804-2772	30	17
5306-00-226-4830	7	4	5310-00-809-4058	8	4
5306-00-226-4838	13	1	5310-00-809-8546	11	6
5940-00-230-0515	3	21	5360-00-814-1864	31	16
5340-00-232-8811	19	22	3030-00-814-6947	4	8
5310-00-252-8748	4	1		33	48
5305-00-253-5614	1	4	5315-00-816-6777	9	1

SECTION IV

TM10-4130-239-24P

CROSS-REFERENCE INDEXES

STOCK NUMBER	NATIONAL STOCK NUMBER INDEX		STOCK NUMBER	FIG.	ITEM
	FIG.	ITEM			
5310-00-821-2366	30	21	5330-01-017-3849	16	6
5315-00-823-8745	25	29	5320-01-029-8205	31	13
5310-00-829-9981	7	1	5365-01-049-6925	19	31
4730-00-837-0685	28	3	5935-01-059-0117	31	9
4730-00-839-6380	24	7	5310-01-091-1248	29	19
	25	9	4730-01-139-4424	24	19
5305-00-846-5703	20	1		25	25
5310-00-880-5978	26	2	5340-01-142-9988	31	4
5320-00-882-8388	1	1	5340-01-143-0638	3	3
4730-00-908-3194	6	8	2940-01-149-4441	8	7
	21	2		33	1
	33	22	2940-01-149-4442	8	6
4730-00-908-3195	10	3		33	6
4730-00-909-8627	32	17	2920-01-149-4463	17	7
5320-00-932-1972	1	26		33	9
5310-00-933-8118	31	28	5330-01-149-4471	20	
5310-00-933-8119	9	9	2990-01-150-0772	33	2
5310-00-933-8120	6	2	2920-01-179-7016	17	5
	14	2	5930-01-193-4329	22	9
	23	8	5330-01-193-4338	13	4
	27	5	5330-01-193-4341	5	5
	28	13	4820-01-193-4345	29	16
	31	3	4130-01-193-4347	29	20
5310-00-933-8121	5	3	2990-01-193-4351	33	15
	29	18	4310-01-193-4352	15	2
5310-00-933-8778	32	7	4310-01-193-4353	15	7
5310-00-934-9757	11	3	6140-01-193-4357	31	8
	15	3	4720-01-193-4361	27	3
5310-00-934-9765	23	7	4720-01-193-4362	27	7
	31	5	2805-01-193-4385	5	4
4730-00-940-7940	28	5	4130-01-195-7909	30	10
4730-00-948-1719	33	43	4330-01-197-3037	33	36
5305-00-954-4295	31	24	4610-01-197-5428	33	10
5305-00-957-7086	30	14	4510-01-197-5579	25	1
5310-00-974-6623	4	2	4730-01-197-5741	33	19
	7	2	2920-01-197-7870	12	3
5305-00-984-4988	3	1	4720-01-197-7874	33	20
	30	20	2910-01-197-7877	33	24
5305-00-984-6191	3	26	5305-01-199-1816	31	15
5305-00-984-6196	17	1	2805-01-199-4008	7	5
5305-00-984-6207	14	1	4730-01-203-4921	33	18
5305-00-984-6211	10	6	4820-01-204-8272	19	38
	11	7	2805-01-204-8274	19	17
5310-00-984-7042	22	2	2805-01-205-4379	19	33
	30	8	2810-01-205-4453	19	25
	32	2	2805-01-205-4511	19	29
5305-00-989-7435	30	11	5330-01-208-1971	19	24
5305-00-993-1849	6	6	4420-01-208-6579	24	10
5315-00-995-0569	4	12	4730-01-212-5809	23	3
5305-00-995-6311	10	16		32	11

SECTION IV

TM10-4130-239-24P

CROSS-REFERENCE INDEXES

STOCK NUMBER	NATIONAL STOCK NUMBER INDEX		FIG.	ITEM
	FIG.	ITEM		
4730-01-212-9543	33	13		
4130-01-212-9636	30	19		
5310-01-213-5865	3	24		
4730-01-213-5869	10	1		
4730-01-214-3621	32	15		
	33	12		
3110-01-214-4793	19	6		
3020-01-214-4896	19	5		
4710-01-214-5001	8	13		
2805-01-214-5010	19	39		
2940-01-214-9132	8	2		
4820-01-214-9143	25	5		
2910-01-214-9204	10	15		
4810-01-216-1907	8	5		
3120-01-219-1873	19	7		
2920-01-219-1884	17	3		
2920-01-219-1885	17	6		
5310-01-219-7066	19	27		
5340-01-222-1463	6	3		
4720-01-222-1467	32	18		
4730-01-223-3442	6	7		
4820-01-223-3443	25	28		
4130-01-223-3444	33			
5930-01-223-3470	26	4		
5930-01-223-3471	26	6		
6140-01-223-3536	11	5		
4730-01-223-3544	33	40		
4730-01-223-3545	33	45		
4730-01-223-3546	33	42		
9330-01-224-4345	BULK	3		
5365-01-225-3858	22	6		
4130-01-225-3859	33	1		
4730-01-225-6908	23	4		
	33	41		
4730-01-230-6584	21	1		
4730-01-230-6589	24	12		
	25	14		
4730-01-230-6591	24	20		
	25	21		
4730-01-231-2752	25	7		
3110-01-232-7728	30	16		
4820-01-233-7975	24	22		
5310-01-234-3109	3	25		
5355-01-243-9111	8	1		
4510-01-263-3580	25			
4720-01-282-9723	BULK	7		
5340-01-299-2946	28	14		
5315-01-299-4638	31	20		

SECTION IV

TM10-4130-239-24P

CROSS-REFERENCE INDEXES

CAGEC	PART NUMBER	PART NUMBER INDEX		FIG.	ITEM
			STOCK NUMBER		
81346	ASTM-B280			BULK	1
81346	ASTM-B88			BULK	2
80204	B1821BH031C044N	5305-00-226-4821		13	15
09106	HT 1/4FR	9330-01-224-4345		BULK	3
81349	MIL-L-2104			33	17
81349	MIL-N-45938/1-16			29	4
96906	MS14308-4	4730-00-253-5761		32	14
96906	MS14315-20Y	4730-00-277-1873		33	44
96906	MS14315-25Y	4730-00-196-0954		33	47
96906	MS15765-842			23	6
				31	6
96906	MS15795-805	5310-00-722-5998		3	2
				29	2
96906	MS15795-807	5310-00-880-5978		26	2
96906	MS15795-810	5310-01-091-1248		29	19
96906	MS15795-814	5310-00-773-7618		32	3
96906	MS15795-818	5310-00-767-9425		32	8
96906	MS16562-215	5315-00-823-8745		25	29
96906	MS16562-265			25	26
96906	MS16625-1244	5365-00-804-2772		30	17
96906	MS172238			4	3
96906	MS17990C316	5315-01-299-4638		31	20
96906	MS18154-58	5305-00-115-9526		13	10
96906	MS20066-213	5315-00-995-0569		4	12
96906	MS20066-233	5315-00-816-6777		19	1
96906	MS20426AD3-5	5320-00-117-6939		29	12
96906	MS20426AD4-6	5320-00-117-6951		2	3
96906	MS20426AD4-7	5320-00-117-6952		30	4
96906	MS20470AD4-6	5320-00-117-6828		2	2
96906	MS21075-08N			29	11
96906	MS21077-6	5310-00-728-5505		30	5
96906	MS21318-20	5305-00-253-5614		1	4
96906	MS21919WCF4	5340-01-143-0638		3	3
96906	MS21919WCF48	5340-01-299-2946		28	14
96906	MS21919WCF6	5340-01-142-9988		31	4
96906	MS21919WDG18	5340-00-200-7449		27	6
96906	MS24585C378	5360-00-814-1864		31	16
96906	MS24625-11			31	27
96906	MS24693S273	5305-00-957-7086		30	14
96906	MS25036-106	5940-00-283-5280		3	7
96906	MS25036-153	5940-00-143-4774		3	6
96906	MS25036-154	5940-00-230-0515		3	21
96906	MS27020-11	4730-00-079-1362		33	46
96906	MS27020-9	4730-00-948-1719		33	43
96906	MS27021-3			33	21
96906	MS27024-3	4730-01-225-6908		23	4
				33	41
96906	MS27026-3	4730-01-214-3621		32	15
				33	12
96906	MS27029-3	4730-01-212-5809		23	3
				32	11

SECTION IV

TM10-4130-239-24P

CROSS-REFERENCE INDEXES

CAGEC	PART NUMBER	PART NUMBER INDEX STOCK NUMBER	FIG.	ITEM
96906	MS27130-CR7		29	14
96906	MS27183-10	5310-00-809-4058	8	4
96906	MS27183-12	5310-00-081-4219	7	3
96906	MS27183-14	5310-00-080-6004	22	3
			30	2
96906	MS27183-41	5310-00-765-3197	9	6
96906	MS27183-8	5310-00-809-8546	11	6
96906	MS27407-3		3	23
96906	MS3367-1-9	5975-00-074-2072	6	13
			25	17
			27	2
96906	MS3367-2-9	5975-00-156-3253	27	1
96906	MS35190-287	5305-00-954-4295	31	24
96906	MS35206-228	5305-00-984-4988	3	1
			30	20
96906	MS35206-243	5305-00-984-6191	3	26
96906	MS35206-248	5305-00-984-6196	17	1
96906	MS35206-260	5305-00-984-6207	14	1
96906	MS35206-264	5305-00-984-6211	10	6
			11	7
96906	MS35207-259	5305-00-993-1849	6	6
96906	MS35207-264	5305-00-989-7435	30	11
96906	MS35207-271	5305-00-995-6311	10	16
96906	MS35307-305	5305-00-021-3616	5	2
96906	MS35307-306	5305-00-702-4523	29	17
96906	MS35307-338	5306-00-655-6170	12	1
96906	MS35307-361	5305-00-721-5665	32	4
96906	MS35307-411	5305-00-021-3801	32	6
96906	MS35333-38	5310-00-559-0070	15	4
96906	MS35335-59	5310-00-614-3552	29	8
96906	MS35338-135	5310-00-933-8118	31	28
96906	MS35338-137	5310-00-933-8119	9	9
96906	MS35338-138	5310-00-933-8120	6	2
			14	2
			23	8
			27	5
			28	13
			31	3
96906	MS35338-139	5310-00-933-8121	5	3
			29	18
96906	MS35338-140	5310-00-974-6623	4	2
			7	2
96906	MS35338-141	5310-00-984-7042	22	2
			30	8
			32	2
96906	MS35338-143	5310-00-933-8778	32	7
96906	MS35338-43	5310-00-045-3296	11	4
			30	12
96906	MS35338-44	5310-00-582-5965	10	13
			13	6
96906	MS35338-45	5310-00-407-9566	12	2

SECTION IV

TM10-4130-239-24P

CROSS-REFERENCE INDEXES

CAGEC	PART NUMBER	PART NUMBER INDEX STOCK NUMBER	FIG.	ITEM
96906	MS35338-45	5310-00-407-9566	13	2
96906	MS35338-46	5310-00-637-9541	13	11
			20	2
			31	11
96906	MS35489-7	5325-00-174-5315	31	21
96906	MS35649-2312	5310-00-829-9981	7	1
96906	MS35649-2382	5310-00-056-3395	32	1
96906	MS35649-282	5310-00-934-9757	11	3
			15	3
96906	MS35650-304	5310-00-934-9765	23	7
			31	5
96906	MS35650-3314	5310-00-252-8748	4	1
96906	MS35650-3382	5310-00-058-1626	22	1
			30	7
96906	MS35842-10	4730-00-908-3195	10	3
96906	MS35842-11	4730-00-908-3194	6	8
			21	2
			33	22
96906	MS35842-13	4730-00-909-8627	32	17
96906	MS35917-3	4730-00-837-0685	28	3
96906	MS35917-5U	4730-00-776-1048	25	23
96906	MS35918-4M	4730-01-230-6589	24	12
			25	14
96906	MS35921-5-4	4730-01-231-2752	25	7
96906	MS35921-5-4F	4730-01-230-6591	24	20
			25	21
96906	MS35928-3	4730-00-940-7940	28	5
96906	MS35928-3U	4730-00-265-7124	28	6
96906	MS35928-5	4730-00-839-6380	24	7
			25	9
96906	MS35928-5U	4730-01-139-4424	24	19
			25	25
96906	MS35929-5	4730-00-263-6472	24	13
			25	13
96906	MS39326-3	4730-01-213-5869	10	1
96906	MS51413-8	5310-01-234-3109	3	25
96906	MS51846-58	4730-00-222-1839	24	21
96906	MS51957-43	5305-00-054-6668	26	1
			29	7
96906	MS51957-46	5305-00-054-6671	29	1
96906	MS51958-60	5305-00-059-3656	6	1
			28	12
			31	2
96906	MS51958-64	5305-00-059-3660	23	5
			27	4
96906	MS51958-65	5305-00-059-3661	31	7
96906	MS51963-67	5305-00-723-9383	4	5
96906	MS51965-80	5305-00-724-5825	22	5
96906	MS90725-4	5305-00-225-3838	13	5
96906	MS90725-6	5305-00-068-0502	10	12
96906	MS90725-70	5305-00-846-5703	20	1

CROSS-REFERENCE INDEXES

CAGEC	PART NUMBER	PART NUMBER INDEX		FIG.	ITEM
			STOCK NUMBER		
96906	MS90727-56		5305-00-269-3232	31	10
96906	MS90727-62		5305-00-269-3238	22	4
				30	1
96906	MS90728-2		5305-00-071-2507	23	10
96906	MS90728-37		5306-00-226-4830	7	4
96906	MS90728-45		5306-00-226-4838	13	1
81349	M13444/I			BULK	4
81349	M13444/II			BULK	5
81349	M16293-A-15		4730-01-197-5741	33	19
81349	M16878/17BJE9		6145-00-578-6072	BULK	6
81349	M24243/1-A403		5320-00-083-5009	31	30
81349	M24243/1-A405		5320-01-029-8205	31	13
81349	M24243/1-D402			11	9
81349	M24243/3-B402			29	13
60007	PVTWF 075POLY-WI RE		4720-01-282-9723	BULK	7
81348	R-180-FS, 1-1/8			BULK	11
81348	R-180-FS, 1/2			BULK	9
81348	R-180-FS, 5/8			BULK	10
81348	RR-C-271, IV, 4			31	1
	RR-C-271				
81348	RR-C-271, IX, 10 10-A			6	4
				31	18
81348	RR-C-271, II, 5 5			BULK	8
81343	SAE-J512, 060103			33	27
81343	SAE-J513, 10-10- 4, 010401			28	1
81343	SAE-J514, 10-10- 080101			24	4
				25	12
81343	SAE-J528, .250			BULK	12
81343	SAE-J528, .375			BULK	13
81343	SAE-J530, 130137			32	13
81343	SAE-J530, 130388			33	32
81343	SAE-J536/8			33	34
81343	SAE-J536/9			33	29
81348	SAE-100R6			BULK	14
81348	WW-P-471			33	39
81343	060202 BA			25	32
94607	104			25	3
19207	11674728		5935-01-059-0117	31	9
94607	1205			25	4
97403	13214E3469		5310-00-821-2366	30	21
97403	13214E3789-2		5320-00-932-1972	1	26
97403	13214E3789-3		5320-00-882-8388	1	1
97403	13215E7892-3		5975-00-714-8031	5	1
				33	8
97403	13217E7108-15		4730-01-230-6584	21	1
97403	13217E7108-2			33	33
97403	13217E7108-5			33	28

SECTION IV

TM10-4130-239-24P

CROSS-REFERENCE INDEXES

CAGEC	PART NUMBER	PART NUMBER INDEX STOCK NUMBER	FIG.	ITEM
97403	13219E9540		30	22
97403	13226E1705	2805-01-199-4008	7	5
97403	13226E1706	4130-01-212-9636	30	19
97403	13226E1707	4730-01-212-9543	33	13
97403	13226E1709	2805-01-193-4385	5	4
97403	13226E1710	4720-01-197-7874	33	20
97403	13226E1712		32	
97403	13226E1713		4	11
97403	13226E1714	2910-01-197-7877	33	24
97403	13226E1714-1		33	25
97403	13226E1714-11		33	35
97403	13226E1714-13		33	37
97403	13226E1714-6		33	30
97403	13226E1716		23	9
97403	13226E1719		32	5
97403	13226E1720		31	17
97403	13226E1723		3	28
97403	13226E1724-1		26	3
97403	13226E1724-2		26	5
97403	13226E1725-1		1	21
97403	13226E1725-2		1	20
97403	13226E1726	5305-01-199-1816	31	15
97403	13226E1727		32	9
97403	13226E1728		31	25
97403	13226E1729		30	9
97403	13226E1730	4820-00-204-1984	28	19
97403	13226E1732-1		33	23
97403	13226E1732-2		21	6
97403	13226E1732-3		21	4
97403	13226E1733	2990-01-193-4351	33	15
97403	13226E1734		4	9
97403	13226E1737		23	11
97403	13226E1738	4730-01-203-4921	33	18
97403	13226E1740	4820-01-193-4345	29	16
97403	13226E1741	4130-01-195-7909	30	10
97403	13226E1742		25	30
97403	13226E1743		31	26
97403	13226E1744		1	19
97403	13226E1746	4130-01-193-4347	29	20
97403	13226E1747	4420-01-208-6579	24	10
97403	13226E1748		2	1
97403	13226E1748-23		2	6
97403	13226E1748-24		2	7
97403	13226E1748-25		2	8
97403	13226E1748-28		2	9
97403	13226E1749		2	5
97403	13226E1750		3	
97403	13226E1750-115		31	19
97403	13226E1750-117		25	10
97403	13226E1750-129		25	27
97403	13226E1750-134		21	7

SECTION IV

TM10-4130-239-24P

CROSS-REFERENCE INDEXES

PART NUMBER INDEX		FIG.	ITEM	
PART NUMBER	STOCK NUMBER			
97403	13226E1750-150	10	5	
97403	13226E1750-156	6	12	
97403	13226E1750-68	6	9	
97403	13226E1750-7	28	4	
63589	13226E1750-82-01	24	5	
63589	13226E1750-82-02	24	6	
63589	13226E1750-82-03	24	11	
63589	13226E1750-82-04	24	14	
63589	13226E1750-82-05	24	16	
63589	13226E1750-82-06	24	17	
		25	22	
63589	13226E1750-82-07	24	18	
63589	13226E1750-82-08	25	8	
63589	13226E1750-82-09	25	11	
63589	13226E1750-82-10	25	15	
63589	13226E1750-82-11	25	19	
63589	13226E1750-82-12	25	20	
63589	13226E1750-82-13	25	24	
63589	13226E1750-82-14	25	33	
63589	13226E1750-96-1	24	8	
63589	13226E1750-96-2	24	9	
97403	13226E1751	22	10	
97403	13226E1752	25	31	
97403	13226E1753	24	22	
97403	13226E1754	4330-01-197-3037	33	36
97403	13226E1755	1	18	
97403	13226E1756-1	5930-01-193-4329	22	9
97403	13226E1756-2		25	18
97403	13226E1757		4	6
97403	13226E1758		4	4
97403	13226E1759	4510-01-197-5579	25	1
97403	13226E1760	6140-01-193-4357	31	8
97403	13226E1761		33	38
97403	13226E1762		31	12
97403	13226E1763		6	11
97403	13226E1764	5340-01-222-1463	6	3
97403	13226E1764-2		6	5
97403	13226E1765		6	10
97403	13226E1766	4730-01-223-3442	6	7
97403	13226E1767		10	4
97403	13226E1768		33	31
97403	13226E1769		31	14
97403	13226E1770	5330-01-193-4341	5	5
97403	13226E1774	4720-01-193-4361	27	3
97403	13226E1776	4720-01-193-4362	27	7
97403	13226E1777	4820-01-223-3443	25	28
97403	13226E1778		30	3
97403	13226E1778-1		30	6
97403	13226E1779-1		31	23
97403	13226E1779-2		31	22
97403	13226E1780-1		1	11

SECTION IV

TM10-4130-239-24P

CROSS-REFERENCE INDEXES

CAGEC	PART NUMBER	PART NUMBER INDEX STOCK NUMBER	FIG.	ITEM
97403	13226E1780-10		1	
97403	13226E1780-11		1	
97403	13226E1780-12		1	
97403	13226E1780-13		1	17
97403	13226E1780-14		1	14
97403	13226E1780-15		1	22
97403	13226E1780-16		1	23
97403	13226E1780-17		1	27
97403	13226E1780-2		1	8
97403	13226E1780-3		1	12
97403	13226E1780-4		1	10
97403	13226E1780-5		1	3
97403	13226E1780-6		1	16
97403	13226E1780-7		1	5
97403	13226E1780-8		1	6
97403	13226E1780-9		1	9
97403	13226E1781-1	5340-00-020-0387	2	4
97403	13226E1781-2	5340-00-365-2721	31	29
97403	13226E1782-1	3030-00-814-6947	4	8
			33	48
97403	13226E1782-3		4	7
			33	
97403	13226E1783	5330-01-193-4338	13	
97403	13226E1784		29	
97403	13226E1784-2		29	
97403	13226E1785	6680-00-085-8248	28	7
97403	13226E1786		28	15
97403	13226E1787	4610-01-197-5428	33	10
97403	13226E1788		33	26
97403	13226E1789	4730-01-223-3544	33	40
97403	13226E1790	4130-01-223-3444	33	
97403	13226E1791	4730-01-223-3546	33	42
97403	13226E1792	4730-01-223-3545	33	45
97403	13226E1793		3	20
97403	13226E1793-2		3	22
97403	13226E1794	2940-01-149-4442	8	6
			33	6
97403	13226E1795	2940-01-149-4441	8	7
			33	7
97403	13226E1796	2990-01-150-0772	33	2
97403	13226E1796-1		33	3
97403	13226E1796-2		33	4
97403	13226E1796-3		33	5
97403	13226E1797-1		28	2
97403	13226E1797-2		24	3
97403	13226E1797-3		21	3
97403	13226E1797-4		24	2
97403	13226E1797-5		21	5
97403	13226E1798		22	7
97403	13226E1799	5365-01-225-3858	22	6
97403	13226E1801-1		1	25

SECTION IV

TM10-4130-239-24P

CROSS-REFERENCE INDEXES

CAGEC	PART NUMBER	PART NUMBER INDEX STOCK NUMBER	FIG.	ITEM
97403	13226E1801-2		1	2
97403	13226E1802	4130-01-225-3859	33	1
97403	13226E1803-1	5930-01-223-3471	26	6
97403	13226E1803-2	5930-01-223-3470	26	4
97403	13226E1804		22	8
97403	13226E1805		28	16
97403	13226E1805-1		28	17
97403	13226E1805-2		28	18
97403	13226E1806		28	8
97403	13226E1806-2		28	9
97403	13226E1806-3		28	11
97403	13226E1806-5		28	10
97403	13226E1808		29	6
97403	13226E1809		3	4
97403	13226E1809-1		3	8
97403	13226E1809-10		3	17
97403	13226E1809-11		3	18
97403	13226E1809-2		3	9
97403	13226E1809-3		3	10
97403	13226E1809-4		3	11
97403	13226E1809-5		3	12
97403	13226E1809-6		3	13
97403	13226E1809-7		3	14
97403	13226E1809-8		3	15
97403	13226E1809-9		3	16
97403	13226E1810		3	5
97403	13226E1814		29	3
97403	13226E1814-1		29	5
97403	13226E1815		23	2
97403	13226E1817	2920-01-149-4463	17	7
			33	9
97403	13226E1819		32	16
97403	13226E1820	4720-01-222-1467	32	18
97403	13226E1822	3110-01-232-7728	30	16
97403	13226E1823		30	13
97403	13226E1824-2		23	1
			32	12
			33	11
97403	13226E1825		33	16
97403	13226E1826		33	14
97403	13226E1827		1	24
97403	13226E1830		30	15
97403	13226E1833		30	18
97403	13226E1834		3	27
97403	13226E1835		4	10
97403	13226E1836		32	10
97403	13226E1839		33	50
97403	13228E4657		24	1
97403	13229E5062		4	13
08645	19138		34	3
08645	19232		34	1

SECTION IV

TM10-4130-239-24P

CROSS-REFERENCE INDEXES

CAGEC	PART NUMBER	PART NUMBER INDEX STOCK NUMBER	FIG.	ITEM
08645	19321		34	2
08645	212337		19	8
08645	212706	5355-01-243-9111	8	1
08645	213288		10	18
08645	213316		19	37
08645	213460		13	3
08645	220509		11	2
08645	220680		9	16
08645	220863	5310-01-219-7066	19	27
08645	221372		10	9
08645	221596	5340-00-232-8811	19	22
08645	221798		17	4
08645	222511		13	9
08645	222700		15	6
08645	222752		8	10
08645	222773	3120-01-219-1873	19	7
08645	222835	4810-01-216-1907	8	5
08645	222846		14	5
08645	222848		14	6
08645	222849		14	3
08645	223001	2940-01-214-9132	8	2
08645	223053		19	28
08645	223055		19	34
08645	223106		11	10
08645	223726		13	12
08645	223734		14	4
08645	223881		9	7
08645	223882		19	15
08645	224101		9	3
08645	230674		13	8
08645	231218		19	35
08645	231542		9	1
08645	260924	5365-01-049-6925	19	31
08645	261368	2805-01-204-8274	19	17
08645	261463	4820-01-204-8272	19	38
08645	261511		10	8
08645	261528	2810-01-205-4453	19	25
08645	26155		10	7
08645	261563		9	12
08645	261961		19	36
08645	262331		19	13
08645	262332		19	14
08645	262333		9	10
08645	262336		9	4
08645	262337		9	15
08645	262338		9	11
08645	262347		9	2
08645	262694		19	10
08645	26828	5360-00-597-8978	19	20
08645	270884		10	17
08645	270981		20	3

SECTION IV

TM10-4130-239-24P

CROSS-REFERENCE INDEXES

CAGEC	PART NUMBER	PART NUMBER INDEX STOCK NUMBER	FIG.	ITEM
08645	270982		19	9
08645	271145		19	9
08645	271146		19	9
08645	271170		16	3
08645	271411		8	11
08645	271412		10	14
08645	271867		18	5
08645	271868		18	3
94607	277L145		25	6
08645	27803		15	5
08645	280198	4710-01-214-5001	8	13
08645	280220		16	5
08645	280474		10	11
08645	280815		13	13
08645	280819		8	12
08645	291675		19	3
08645	292260	2805-00-353-7724	19	19
08645	299139	5930-00-435-2368	11	8
08645	299146		10	2
08645	299691		19	30
00779	3-520133-2		3	19
08645	390420	2805-00-351-2441	19	21
08645	391086		19	40
08645	392643		8	8
08645	393153	4310-01-193-4353	15	7
08645	393243	4310-01-193-4352	15	2
08645	393606	5330-01-208-1971	19	24
08645	393741	3110-01-214-4793	19	6
08645	394306	2805-01-205-4511	19	29
08645	394309		19	4
08645	394348	3020-01-214-4896	19	5
08645	394430	2805-01-214-5010	19	39
08645	394501	5330-01-149-4471	20	
08645	394518	6140-01-223-3536	11	5
08645	394583		11	1
08645	394808	2920-01-197-7870	12	3
08645	394891		17	2
08645	394955		19	32
08645	394956		19	32
08645	394957		19	32
08645	394958		19	32
08645	394959	2805-01-205-4379	19	33
08645	394960		19	33
08645	394961		19	33
08645	394962		19	33
08645	394988	2920-01-219-1884	17	3
08645	395025	2920-01-179-7016	17	5
08645	397882		10	10
08645	398924		16	2
08645	398990		16	1
08645	490918		20	6

SECTION IV

TM10-4130-239-24P

CROSS-REFERENCE INDEXES

CAGEC	PART NUMBER	PART NUMBER INDEX STOCK NUMBER	FIG.	ITEM
08645	491180		13	14
08645	491243		13	7
08645	491282		9	13
08645	491287		19	12
08645	491298		9	18
08645	491429	2910-01-214-9204	10	15
08645	491444		13	16
08645	491523		19	41
08645	491530		19	16
08645	491685		19	42
08645	492106		19	
08645	493457		18	4
08645	493458		18	2
94607	58L003		25	2
08645	62199		9	20
70334	6226	4730-00-254-6450	24	15
			25	16
08645	65906	5360-00-664-7830	19	23
08645	66538	2920-01-219-1885	17	6
08645	68838	5330-01-017-3849	16	6
81343	8-8-4 010401B		29	15
08645	91084	5365-00-412-2600	20	4
94607	9170X002	4510-01-263-3580	25	
08645	92278		9	19
08645	92909		19	26
08645	93394	5305-00-073-8255	15	1
08645	93448		20	5
08645	93630	2805-00-351-2444	19	18
08645	93715		8	3
08645	93847		19	2
08645	93853		9	21
08645	93868		9	8
08645	93886		16	4
08645	93888	5310-01-213-5865	3	24
08645	93893		8	9
08645	94296		19	11
08645	94297		9	14
08645	94298		9	17
08645	94565		18	1
94607	9778L075	4820-01-214-9143	25	5

CRQSS-REFERENCE INDEXES

FIG.	ITEM	FIGURE AND ITEM NUMBER INDEX STOCK NUMBER	ITEM NUMBER INDEX CAGEC	PART NUMBER
BULK	1		81346	ASTM-B280
BULK	2		81346	ASTM-888
BULK	3	9330-01-224-4345	09106	H T 1/4FR
BULK	4		81349	M13444/I
BULK	5		81349	M13444-II
BUCK	6	6145-00-578-6072	81349	M16878/17BJE9
BUCK	7	4720-01-282-9723	60007	PVTWF 075POLY-WI RE
BULK	8		81348	RR-C-271,11,5,5
BULK	9		81348	R-180-FS,1/2
BULK	10		81348	R-180-FS,5/8
BULK	11		81348	R-180-FS,1-1/8
BULK	12		81343	SAE-J528, .250
BULK	13		81343	SAE-J528, .375
BULK	14		81348	SAE-100R6
1	1	5320-0Q-882-8388	97403	13214E3789-3
1	2		97403	13226E2801-2
1	3		97403	13226E1780-5
1	4	5305-00-253-5614	96906	MS21318-20
1	5		97403	13226E1780-7
1	6		97403	13226E1780-8
1	7		97403	13226E1780-10
1	8		97403	13226E1780-2
1	9		97403	13226E1780-9
1	10		97403	13226E1780-4
1	11		97403	13226E1780-1
1	12		97403	13226E1780-3
1	13		97403	13226E1780-12
1	14		97403	13226E1780-14
1	15		97403	13226E1780-11
1	16		93403	13226E 1780-6
1	17		97403	13226E1780-13
1	18		97403	13226E1755
1	19		97403	13226E1744
1	20		97403	1322661725-2
1	21		97403	13226E1725-1
1	22		97403	13226E1780-15
1	23		97403	13226E1780-16
1	24		97403	13226E1827
1	25		97403	13226E1801-1
1	26	5320-00-932-1972	97403	13214E3789-2
1	27		977403	13226E1780-17
2	1		97403	13226E1748
2	2	5320-00-117-6828	96906	MS20470AD4-6
2	3	5320-00-117-6951	96906	MS20426AD4-6
2	4	5340-00-020-0387	97403	13226E1781-1
2	5		97403	13226E1749
2	6		97403	13226E1748-23
2	7		97403	13226E1748-24
2	8		97403	13226E1748-25
2	9		97483	13226E1748-28

SECTION IV

TM10-4130-239-24P

CROSS-REFERENCE INDEXES

FIG.	ITEM	FIGURE AND ITEM STOCK NUMBER	NUMBER INDEX CAGEC	PART NUMBER
3			97403	13226E1750
3	1	5305-00-984-4988	96906	MS35206-228
3	2	5310-00-722-5998	96906	MS15795-805
3	3	5340-01-143-0638	96906	MS21919WCF4
3	4		97403	13226E1809
3	5		97403	13226E1810
3	6	5940-00-143-4774	96906	MS25036-153
3	7	5940-00-283-5280	96906	MS25036-106
3	8		97403	13226E1809-1
3	9		97403	13226E1809-2
3	10		97403	13226E1809-3
3	11		97403	13226E1809-4
3	12		97403	13226E1809-5
3	13		97403	13226E1809-6
3	14		97403	13226E1809-7
3	15		97403	13226E1809-8
3	16		97403	13226E1809-9
3	17		97403	13226E1809-10
3	18		97403	13226E1809-11
3	19		00779	3-520133-2
3	20		97403	13226E1793
3	21	5940-00-230-0515	96906	MS25036-154
3	22		97403	13226E1793-2
3	23		96906	MS27407-3
3	24	5310-01-213-5865	08645	93888
3	25	5310-01-234-3109	96906	MS51413-8
3	26	5305-00-984-6191	96906	MS35206-243
3	27		97403	13226E1834
3	28		97403	13226E1723
4	1	5310-00-252-8748	96906	MS35650-3314
4	2	5310-00-974-6623	96906	MS35338-140
4	3		96906	MS172238
4	4		97403	13226E1758
4	5	5305-00-723-9383	96906	MS51963-67
4	6		97403	13226E1757
4	7		97403	13226E1782-3
4	8	3030-00-814-6947	97403	13226E1782-1
4	9		97403	13226E1734
4	10		97403	13226E1835
4	11		97403	13226E1713
4	12	5315-00-995-0569	96906	MS20066-213
4	13		97403	13229E5062
5	1	5975-00-714-8031	97403	13215E7892-3
5	2	5305-00-021-3616	96906	MS35307-305
5	3	5310-00-933-8121	96906	MS35338-139
5	4	2805-01-193-4385	97403	13226E1709
5	5	5330-01-193-4341	97403	13226E1770
6	1	5305-00-059-3656	96906	MS51958-60
6	2	5310-00-933-8120	96906	MS35338-138
6	3	5340-01-222-1463	97403	13226E1764
6	4		81348	RR-C-271, IX, 10 10-A

SECTION IV

TM10-4130-239-24P

CROSS-REFERENCE INDEXES

FIG.	ITEM	FIGURE AND ITEM STOCK NUMBER	NUMBER INDEX CAGEC	PART NUMBER
6	5		97403	13226E1764-2
6	6	5305-00-993-1849	96906	MS35207-259
6	7	4730-01-223-3442	97403	13226E1766
6	8	4730-00-908-3194	96906	MS35842-11
6	9		97403	13226E1750-68
6	10		97403	13226E1765
6	11		97403	13226E1763
6	12		97403	13226E1750-156
6	13	5975-00-074-2072	96906	MS3367-1-9
7	1	5310-00-829-9981	96906	MS35649-2312
7	2	5310-00-974-6623	96906	MS35338-140
7	3	5310-00-081-4219	96906	MS27183-12
7	4	5306-00-226-4830	96906	MS90728-37
7	5	2805-01-199-4008	97403	13226E1705
8	1	5355-01-243-9111	08645	212706
8	2	2940-01-214-9132	08645	223001
8	3		08645	93715
8	4	5310-00-809-4058	96906	MS27183-10
8	5	4810-01-216-1907	08645	222835
8	6	2940-01-149-4442	97403	13226E1794
8	7	2940-01-149-4441	97403	13226E1795
8	8		08645	392643
	9		08645	93893
8	10		08645	222752
8	11		08645	271411
8	12		08645	280819
8	13	4710-01-214-5001	08645	280198
9	1		08645	231542
9	2		08645	262347
9	3		08645	224101
9	4		08645	262336
9	6	5310-00-765-3197	96906	MS27183-41
9	7		08645	223881
9	8		08645	93868
9	9	5310-00-933-8119	96906	MS35338-137
9	10		08645	262333
9	11		08645	262338
9	12		08645	261563
9	13		08645	491282
9	14		08645	94297
9	15		08645	262337
9	16		08645	220680
9	17		08645	94298
9	18		08645	491298
9	19		08645	92278
9	20		08645	62199
9	21		08645	93853
10	1	4730-01-213-5869	96906	MS39326-3
10	2		08645	299146
10	3	4730-00-908-3195	96906	MS35842-10
10	4		97403	13226E1767

SECTION IV

TM10-4130-239-24P

CROSS-REFERENCE INDEXES

FIG.	ITEM	FIGURE AND ITEM NUMBER INDEX STOCK NUMBER	CAGEC	PART NUMBER
10	5		97403	13226E1750-150
10	6	5305-00-984-6211	96906	MS35206-264
10	7		08645	26155
10	8		08645	261511
10	9		08645	221372
10	10		08645	397882
10	11		08645	280474
10	12	5305-00-068-0502	96906	MS90725-6
10	13	5310-00-582-5965	96906	MS35338-44
10	14		08645	271412
10	15	2910-01-214-9204	08645	491429
10	16	5305-00-995-6311	96906	MS35207-271
10	17		08645	270884
10	18		08645	213288
11	1		08645	394583
11	2		08645	220509
11	3	5310-00-934-9757	96906	MS35649-282
11	4	5310-00-045-3296	96906	MS35338-43
11	5	6140-01-223-3536	08645	394518
11	6	5310-00-809-8546	96906	MS27183-8
11	7	5305-00-984-6211	96906	MS35206-264
11	8	5930-00-435-2368	08645	299139
11	9		81349	M24243/1-D402
11	10		08645	223106
12	1	5306-00-655-6170	96906	MS35307-338
12	2	5310-00-407-9566	96906	MS35338-45
12	3	2920-01-197-7870	08645	394808
13	1	5306-00-226-4838	96906	MS90728-45
13	2	5310-00-407-9566	96906	MS35338-45
13	3		08645	213460
13	4	5330-01-193-4338	97403	13226E1783
13	5	5305-00-225-3838	96906	MS90725-4
13	6	5310-00-582-5965	96906	MS35338-44
13	7		08645	491243
13	8		08645	230674
13	9		08645	222511
13	10	5305-00-115-9526	96906	MS18154-58
13	11	5310-00-637-9541	96906	MS35338-46
13	12		08645	223726
13	13		08645	280815
13	14		08645	491180
13	15	5305-00-226-4821	80204	B1821BH031C044N
13	16		08645	491444
14	1	5305-00-984-6207	96906	MS35206-260
14	2	5310-00-933-8120	96906	MS35338-138
14	3		08645	222849
14	4		08645	223734
14	5		08645	222846
14	6		08645	222848
15	1	5305-00-073-8255	08645	93394
15	2	4310-01-193-4352	08645	393243

SECTION IV

TM10-4130-239-24P

CROSS-REFERENCE INDEXES

FIG.	ITEM	FIGURE AND ITEM STOCK NUMBER	NUMBER INDEX CAGEC	PART NUMBER
15	3	5310-00-934-9757	96906	MS35649-282
15	4	5310-00-559-0070	96906	MS35333-38
15	5		08645	27803
15	6		08645	222700
15	7	4310-01-193-4353	08645	393153
16	1		08645	398990
16	2		08645	398924
16	3		08645	271170
16	4		08645	93886
16	5		08645	280220
16	6	5330-01-017-3849	08645	68838
17	1	5305-00-984-6196	96906	MS35206-248
17	2		08645	394891
17	3	2920-01-219-1884	08645	394988
17	4		08645	221798
17	5	2920-01-179-7016	08645	395025
17	6	2920-01-219-1885	08645	66538
17	7	2920-01-149-4463	97403	13226E1817
18	1		08645	94565
18	2		08645	493458
18	3		08645	271868
18	4		08645	493457
18	5		08645	271867
19			08645	492106
19	1	5315-00-816-6777	96906	MS20066-233
19	2		08645	93847
19	3		08645	291675
19	4		08645	394309
19	5	3020-01-214-4896	08645	394348
19	6	3110-01-214-4793	08645	393741
19	7	3120-01-219-1873	08645	222773
19	8		08645	212337
19	9		08645	270982
19	9		08645	271145
19	9		08645	271146
19	10		08645	262694
19	11		08645	94296
19	12		08645	491287
19	13		08645	262331
19	14		08645	262332
19	15		08645	223882
19	16		08645	491530
19	17	2805-01-204-8274	08645	261368
19	18	2805-00-351-2444	08645	93630
19	19	2805-00-353-7724	08645	292260
19	20	5360-00-597-8978	08645	26828
19	21	2805-00-351-2441	08645	390420
19	22	5340-00-232-8811	08645	221596
19	23	5360-00-664-7830	08645	65906
19	24	5330-01-208-1971	08645	393606
19	25	2810-01-205-4453	08645	261528

SECTION IV

TM10-4130-239-24P

CROSS-REFERENCE INDEXES

FIG.	ITEM	FIGURE AND ITEM STOCK NUMBER	NUMBER INDEX CAGEC	PART NUMBER
19	26		08645	92909
19	27	5310-01-219-7066	08645	220863
19	28		08645	223053
19	29	2805-01-205-4511	08645	394306
19	30		08645	299691
19	31	5365-01-049-6925	08645	260924
19	32		08645	394955
19	32		08645	394956
19	32		08645	394957
19	32		08645	394958
19	33		08645	394960
19	33		08645	394961
19	33		08645	394962
19	33	2805-01-205-4379	08645	394959
19	34		08645	223055
19	35		08645	231218
19	36		08645	261961
19	37		08645	213316
19	38	4820-01-204-8272	08645	261463
19	39	2805-01-214-5010	08645	394430
19	40		08645	391086
19	41		08645	491523
19	42		08645	491685
20		5330-01-149-4471	08645	394501
20	1	5305-00-846-5703	96906	MS90725-70
20	2	5310-00-637-9541	96906	MS35338-46
20	3		08645	270981
20	4	5365-00-412-2600	08645	91084
20	5		08645	93448
20	6		08645	490918
21	1	4730-01-230-6584	97403	13217E7108-15
21	2	4730-00-908-3194	96906	MS35842-11
21	3		97403	13226E1797-3
21	4		97403	13226E1732-3
21	5		97403	13226E1797-5
21	6		97403	13226E1732-2
21	7		97403	13226E1750-134
22	1	5310-00-058-1626	96906	MS35650-3382
22	2	5310-00-984-7042	96906	MS35338-141
22	3	5310-00-080-6004	96906	MS27183-14
22	4	5305-00-269-3238	96906	MS90727-62
22	5	5305-00-724-5825	96906	MS51965-80
22	6	5365-01-225-3858	97403	13226E1799
22	7		97403	13226E1798
22	8		97403	13226E1804
22	9	5930-01-193-4329	97403	13226E1756-1
22	10	4320-00-142-2797	97403	13226E1751
23	1		97403	13226E1824-2
23	2		97403	13226E1815
23	3	4730-01-212-5809	96906	MS27029-3
23	4	4730-01-225-6908	96906	MS27024-3

CROSS-REFERENCE INDEXES

FIG.	ITEM	FIGURE AND ITEM STOCK NUMBER	NUMBER INDEX CAGEC	PART NUMBER
23	5	5305-00-059-3660	96906	MS51958-64
23	6		96906	MS15765-842
23	7	5310-00-934-9765	96906	MS35650-304
23	8	5310-00-933-8120	96906	MS35338-138
23	9		97403	13226E1716
23	10	5305-00-071-2507	96906	MS90728-2
23	11		97403	13226E1737
24	1		97403	13228E4657
24	2		97403	13226E1797-4
24	3		97403	13226E1797-2
24	4		81343	SAE-J514, 10-10-080101
24	5		63589	13226E1750-82-01
24	6		63589	13226E1750-82-02
24	7	4730-00-839-6380	96906	MS35928-5
24	8		63589	13226E1750-96-1
24	9		63589	13226E1750-96-2
24	10	4420-01-208-6579	97403	13226E1747
24	11		63589	13226E1750-82-03
24	12	4730-01-230-6589	96906	MS35918-4M
24	13	4730-00-263-6472	96906	MS35929-5
24	14		63589	13226E1750-82-04
24	15	4730-00-254-6450	70334	6226
24	16		63589	13226E1750-82-05
24	17		63589	13226E1750-82-06
24	18		63589	13226E1750-82-07
24	19	4730-01-139-4424	96906	MS35928-5U
24	20	4730-01-230-6591	96906	MS35921-5-4F
24	21	4730-00-222-1839	96906	MS51846-58
24	22	4820-01-233-7975	97403	13226E1753
25		4510-01-263-3580	94607	9170X002
25	1	4510-01-197-5579	97403	13226E1759
25	2		94607	58L003
25	3		94607	104
25	4		94607	1205
25	5	4820-01-214-9143	94607	9778L075
25	6		94607	277L145
25	7	4730-01-231-2752	96906	MS35921-5-4
25	8		63589	13226E1750-82-08
25	9	4730-00-839-6380	96906	MS35928-5
25	10		97403	13226E1750-117
25	11		63589	13226E1750-82-09
25	12		81343	SAE-J514, 10-10-080101
25	13	4730-00-263-6472	96906	MS35929-5
25	14	4730-01-230-6589	96906	MS35918-4M
25	15		63589	13226E1750-82-10
25	16	4730-00-254-6450	70334	6226
25	17	5975-00-074-2072	96906	MS3367-1-9
25	18		97403	13226E1756-2
25	19		63589	13226E1750-82-11

SECTION IV

TM10-4130-239-24P

CROSS-REFERENCE INDEXES

FIG.	ITEM	FIGURE AND ITEM STOCK NUMBER	NUMBER INDEX CAGEC	PART NUMBER
25	20		63589	13226E1750-82-12
25	21	4730-01-230-6591	96906	MS35921-5-4F
25	22		63589	13226E1750-82-06
25	23	4730-00-776-1048	96906	MS35917-5U
25	24		63589	13226E1750-82-13
25	25	4730-01-139-4424	96906	MS35928-5U
25	26		96906	MS16562-265
25	27		97403	13226E1750-129
25	28	4820-01-223-3443	97403	13226E1777
25	29	5315-00-823-8745	96906	MS16562-215
25	30		97403	13226E1742
25	31		97403	13226E1752
25	32		81343	060202 BA
25	33		63589	13226E1750-82-14
26	1	5305-00-054-6668	96906	MS51957-43
26	2	5310-00-880-5978	96906	MS15795-807
26	3		97403	13226E1724-1
26	4	5930-01-223-3470	97403	13226E1803-2
26	5		97403	13226E1724-2
26	6	5930-01-223-3471	97403	13226E1803-1
27	1	5975-00-156-3253	96906	MS3367-2-9
27	2	5975-00-074-2072	96906	MS3367-1-9
27	3	4720-01-193-4361	97403	13226E1774
27	4	5305-00-059-3660	96906	MS51958-64
27	5	5310-00-933-8120	96906	MS35338-138
27	6	5340-00-200-7449	96906	MS21919WDG18
27	7	4720-01-193-4362	97403	13226E1776
28	1		81343	SAE-J513, 10-10-4, 010401
28	2		97403	13226E1797-1
28	3	4730-00-837-0685	96906	MS35917-3
28	4		97403	13226E1750-7
28	5	4730-00-940-7940	96906	MS35928-3
28	6	4730-00-265-7124	96906	MS35928-3U
28	7	6680-00-085-8248	97403	13226E1785
28	8		97403	13226E1806
28	9		97403	13226E1806-2
28	10		97403	13226E1806-5
28	11		97403	13226E1806-3
28	12	5305-00-059-3656	96906	MS51958-60
28	13	5310-00-933-8120	96906	MS35338-138
28	14	5340-01-299-2946	96906	MS21919WCF48
28	15		97403	13226E1786
28	16		97403	13226E1805
28	17		97403	13226E1805-1
28	18		97403	13226E1805-2
28	19	4820-00-204-1984	97403	13226E1730
29	1	5305-00-054-6671	96906	MS51957-46
29	2	5310-00-722-5998	96906	MS15795-805
29	3		97403	13226E1814
29	4		81349	MIL-N-45938/1-16

SECTION IV

TM10-4130-239-24P

CROSS-REFERENCE INDEXES

FIG.	ITEM	FIGURE AND ITEM STOCK NUMBER	NUMBER INDEX CAGEC	PART NUMBER
29	5		97403	13226E1814-1
29	6		97403	13226E1808
29	7	5305-00-054-6668	96906	MS51957-43
29	8	5310-00-614-3552	96906	MS35335-59
29	9		97403	13226E1784
29	10		97403	13226E1784-2
29	11		96906	MS21075-08N
29	12	5320-00-117-6939	96906	MS20426AD3-5
29	13		81349	M24243/3-B402
29	14		96906	MS27130-CR7
29	15		81343	8-8-4 010401B
29	16	4820-01-193-4345	97403	13226E1740
29	17	5305-00-702-4523	96906	MS35307-306
29	18	5310-00-933-8121	96906	MS35338-139
29	19	5310-01-091-1248	96906	MS15795-810
29	20	4130-01-193-4347	97403	13226E1746
30	1	5305-00-269-3238	96906	MS90727-62
30	2	5310-00-080-6004	96906	MS27183-14
30	3		97403	13226E1778
30	4	5320-00-117-6952	96906	MS20426AD4-7
30	5	5310-00-728-5505	96906	MS21077-6
30	6		97403	13226E1778-1
30	7	5310-00-058-1626	96906	MS35650-3382
30	8	5310-00-984-7042	96906	MS35338-141
30	9		97403	13226E1729
30	10	4130-01-195-7909	97403	13226E1741
30	11	5305-00-989-7435	96906	MS35207-264
30	12	5310-00-045-3296	96906	MS35338-43
30	13		97403	13226E1823
30	14	5305-00-957-7086	96906	MS24693S273
30	15		97403	13226E1830
30	16	3110-01-232-7728	97403	13226E1822
30	17	5365-00-804-2772	96906	MS16625-1244
30	18		97403	13226E1833
30	19	4130-01-212-9636	97403	13226E1706
30	20	5305-00-984-4988	96906	MS35206-228
30	21	5310-00-821-2366	97403	13214E3469
30	22		97403	13219E9540
31	1		81348	RR-C-271, IV, 4 RR-C-271
31	2	5305-00-059-3656	96906	MS51958-60
31	3	5310-00-933-8120	96906	MS35338-138
31	4	5340-01-142-9988	96906	MS21919WCF6
31	5	5310-00-934-9765	96906	MS35650-304
31	6		96906	MS15765-842
31	7	5305-00-059-3661	96906	MS51958-65
31	8	6140-01-193-4357	97403	13226E1760
31	9	5935-01-059-0117	19207	11674728
31	10	5305-00-269-3232	96906	MS90727-56
31	11	5310-00-637-9541	96906	MS35338-46
31	12		97403	13226E1762

SECTION IV

TM10-4130-239-24P

CROSS-REFERENCE INDEXES

FIG.	ITEM	FIGURE AND ITEM STOCK NUMBER	NUMBER INDEX CAGEC	PART NUMBER
31	13	5320-01-029-8205	81349	M24243/1-A405
31	14		97403	13226E1769
31	15	5305-01-199-1816	97403	13226E1726
31	16	5360-00-814-1864	96906	MS24585C378
31	17		97403	13226E1720
31	18		81348	RR-C-271, IX, 10 10-A
31	19		97403	13226E1750-115
31	20	5315-01-299-4638	96906	MS17990C316
31	21	5325-00-174-5315	96906	MS35489-7
31	22		97403	13226E1779-2
31	23		97403	13226E1779-1
31	24	5305-00-954-4295	96906	MS35190-287
31	25		97403	13226E1728
31	26		97403	13226E1743
31	27		96906	MS24625-11
31	28	5310-00-933-8118	96906	MS35338-135
31	29	5340-00-365-2721	97403	13226E1781-2
31	30	5320-00-083-5009	81349	M24243/1-A403
32			97403	13226E1712
32	1	5310-00-056-3395	96906	MS35649-2382
32	2	5310-00-984-7042	96906	MS35338-141
32	3	5310-00-773-7618	96906	MS15795-814
32	4	5305-00-721-5665	96906	MS35307-361
32	5		97403	13226E1719
32	6	5305-00-021-3801	96906	MS35307-411
32	7	5310-00-933-8778	96906	MS35338-143
32	8	5310-00-767-9425	96906	MS15795-818
32	9		97403	13226E1727
32	10		97403	13226E1836
32	11	4730-01-212-5809	96906	MS27029-3
32	12		97403	13226E1824-2
32	13		81343	SAE-J530, 130137
32	14	4730-00-253-5761	96906	MS14308-4
32	15	4730-01-214-3621	96906	MS27026-3
32	16		97403	13226E1819
32	17	4730-00-909-8627	96906	MS35842-13
32	18	4720-01-222-1467	97403	13226E1820
33		4130-01-223-3444	97403	13226E1790
33	1	4130-01-225-3859	97403	13226E1802
33	2	2990-01-150-0772	97403	13226E1796
33	3		97403	13226E1796-1
33	4		97403	13226E1796-2
33	5		97403	13226E1796-3
33	6	2940-01-149-4442	97403	13226E1794
33	7	2940-01-149-4441	97403	13226E1795
33	8	5975-00-714-8031	97403	13215E7892-3
33	9	2920-01-149-4463	97403	13226E1817
33	10	4610-01-197-5428	97403	13226E1787
33	11		97403	13226E1824-2
33	12	4730-01-214-3621	96906	MS27026-3

SECTION IV

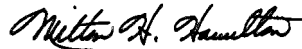
TM10-4130-239-24P

CROSS-REFERENCE INDEXES

FIG.	ITEM	FIGURE AND ITEM STOCK NUMBER	NUMBER INDEX CAGEC	PART NUMBER
33	13	4730-01-212-9543	97403	13226E1707
33	14		97403	13226E1826
33	15	2990-01-193-4351	97403	13226E1733
33	16		97403	13226E1825
33	17		81349	MIL-L-2104
33	18	4730-01-203-4921	97403	13226E1738
33	19	4730-01-197-5741	81349	M16293-A-15
33	20	4720-01-197-7874	97403	13226E1710
33	21		96906	MS27021-3
33	22	4730-00-908-3194	96906	MS35842-11
33	23		97403	13226E1732-1
33	24	2910-01-197-7877	97403	13226E1714
33	25		97403	13226E1714-1
33	26		97403	13226E1788
33	27		81343	SAE-J512, 060103
33	28		97403	13217E7108-5
33	29		81343	SAE-J536/9
33	30		97403	13226E1714-6
33	31		97403	13226E1768
33	32		81343	SAE-J530, 130388
33	33		97403	13217E7108-2
33	34		81343	SAE-J536/8
33	35		97403	13226E1714-11
33	36	4330-01-197-3037	97403	13226E1754
33	37		97403	13226E1714-13
33	38		97403	13226E1761
33	39		81348	WW-P-471
33	40	4730-01-223-3544	97403	13226E1789
33	41	4730-01-225-6908	96906	MS27024-3
33	42	4730-01-223-3546	97403	13226E1791
33	43	4730-00-948-1719	96906	MS27020-9
33	44	4730-00-277-1873	96906	MS14315-20Y
33	45	4730-01-223-3545	97403	13226E1792
33	46	4730-00-079-1362	96906	MS27020-11
33	47	4730-00-196-0954	96906	MS14315-25Y
33	48	3030-00-814-6947	97403	13226E1782-1
33	49		97403	13226E1782-3
33	50		97403	13226E1839
34	1		08645	19232
34	2		08645	19321
34	3		08645	19138

By Order of the Secretary of the Army:

Official:



MILTON H. HAMILTON

*Administrative Assistant to the
Secretary of the Army*

04675

GORDON R. SULLIVAN
*General, United States Army
Chief of Staff*

DISTRIBUTION:

To be distributed in accordance with DA Form 12-25-E, block no. 6051, requirements for
TM 10-4130-239-24P

RECOMMENDED CHANGES TO EQUIPMENT TECHNICAL PUBLICATIONS

SOMETHING WRONG WITH THIS PUBLICATION?



THEN... JOT DOWN THE DOPE ABOUT IT ON THIS FORM. CAREFULLY TEAR IT OUT. FOLD IT AND DROP IT IN THE MAIL!

FROM: (PRINT YOUR UNIT'S COMPLETE ADDRESS)
PFC JOHN DOE
COA, 3d ENGINEER BN
FT. LEONARD WOOD, MD 63108
 DATE SENT

PUBLICATION NUMBER: **TM 10-4130-239-24P**
 PUBLICATION DATE: **15 July 1993**
 PUBLICATION TITLE: **SMALL MOBILE WATER CHILLER**

BE EXACT... PIN-POINT WHERE IT IS				IN THIS SPACE TELL WHAT IS WRONG AND WHAT SHOULD BE DONE ABOUT IT:
PAGE NO.	PARA-GRAPH	FIGURE NO.	TABLE NO.	
6	2-1 a			<i>In line 6 of paragraph 2-1a the manual states the engine has <u>6</u> cylinders. The engine on my set only has <u>4</u> cylinders. Change the manual to show <u>4</u> cylinders.</i>
B1		4-3		<i>Callout 16 on figure 4-3 is pointing at a <u>bolt</u>. In key to figure 4-3, item 16 is called a <u>shim</u> - Please correct one or the other.</i>
125	line 20			<i>I ordered a gasket, item 19 on figure B-16 by NSN 2 910-05-762-3001. I got a gasket but it doesn't fit. Supply says I got what I ordered, so the NSN is wrong. Please give me a good NSN</i>

TEAR ALONG PERFORATED LINE

PRINTED NAME, GRADE OR TITLE, AND TELEPHONE NUMBER: **JOHN DOE, PFC (268) 317-7111**
 SIGN HERE: **JOHN DOE**

DA FORM 1 JUL 79 2028-2

PREVIOUS EDITIONS ARE OBSOLETE.
 DRSTS-M Overprint 1, 1 Nov 80

P.S.--IF YOUR OUTFIT WANTS TO KNOW ABOUT YOUR RECOMMENDATION MAKE A CARBON COPY OF THIS AND GIVE IT TO YOUR HEADQUARTERS.

FILL IN YOUR
UNITS ADDRESS



FOLD BACK

DEPARTMENT OF THE ARMY

OFFICIAL BUSINESS

COMMANDER
U.S. ARMY AVIATION AND TROOP COMMAND
ATTN: AMSAT-I-MP
4300 GOODFELLOW BOULEVARD
ST. LOUIS, MO 63120-1798

TEAR ALONG PERFORATED LINE

RECOMMENDED CHANGES TO EQUIPMENT TECHNICAL PUBLICATIONS



THEN... JOT DOWN THE DOPE ABOUT IT ON THIS FORM. CAREFULLY TEAR IT OUT. FOLD IT AND DROP IT IN THE MAIL!

SOMETHING WRONG WITH THIS PUBLICATION?

FROM: (PRINT YOUR UNIT'S COMPLETE ADDRESS)

DATE SENT

PUBLICATION NUMBER

tm 10-4130-239-24P

PUBLICATION DATE

15 July 1993

PUBLICATION TITLE

SMALL MOBILE WATER CHILLER

BE EXACT... PIN-POINT WHERE IT IS

PAGE NO

PARA-GRAPH

FIGURE NO

TABLE NO

IN THIS SPACE TELL WHAT IS WRONG AND WHAT SHOULD BE DONE ABOUT IT:

TEAR ALONG PERFORATED LINE

PRINTED NAME, GRADE OR TITLE, AND TELEPHONE NUMBER

SIGN HERE

DA, FORM 2028-2
1 JUL 79

PREVIOUS EDITIONS ARE OBSOLETE.
DRSTS-M Overprint 2, 1 Nov 80.

P.S.--IF YOUR OUTFIT WANTS TO KNOW ABOUT YOUR RECOMMENDATION MAKE A CARBON COPY OF THIS AND GIVE IT TO YOUR HEADQUARTERS.


1 Nov 80

FILL IN YOUR
UNITS ADDRESS



FOLD BACK

DEPARTMENT OF THE ARMY



OFFICIAL BUSINESS

COMMANDER
U.S. ARMY AVIATION AND TROOP COMMAND
ATTN: AMSAT-I-MP
4300 GOODFELLOW BOULEVARD
ST. LOUIS, MO 63120-1798

TEAR ALONG PERFORATED LINE

The Metric System and Equivalents

Linear Measure

1 centimeter = 10 millimeters = .39 inch
 1 decimeter = 10 centimeters = 3.94 inches
 1 meter = 10 decimeters = 39.37 inches
 1 dekameter = 10 meters = 32.8 feet
 1 hectometer = 10 dekameters = 328.08 feet
 1 kilometer = 10 hectometers = 3,280.8 feet

Weights

1 centigram = 10 milligrams = .15 grain
 1 decigram = 10 centigrams = 1.54 grains
 1 gram = 10 decigram = .035 ounce
 1 dekagram = 10 grams = .35 ounce
 1 hectogram = 10 dekagrams = 3.52 ounces
 1 kilogram = 10 hectograms = 2.2 pounds
 1 quintal = 100 kilograms = 220.46 pounds
 1 metric ton = 10 quintals = 1.1 short tons

Liquid Measure

1 centiliter = 10 milliliters = .34 fl. ounce
 1 deciliter = 10 centiliters = 3.38 fl. ounces
 1 liter = 10 deciliters = 33.81 fl. ounces
 1 dekaliter = 10 liters = 2.64 gallons
 1 hectoliter = 10 dekaliters = 26.42 gallons
 1 kiloliter = 10 hectoliters = 264.18 gallons

Square Measure

1 sq. centimeter = 100 sq. millimeters = .155 sq. inch
 1 sq. decimeter = 100 sq. centimeters = 15.5 sq. inches
 1 sq. meter (centare) = 100 sq. decimeters = 10.76 sq. feet
 1 sq. dekameter (are) = 100 sq. meters = 1,076.4 sq. feet
 1 sq. hectometer (hectare) = 100 sq. dekameters = 2.47 acres
 1 sq. kilometer = 100 sq. hectometers = .386 sq. mile

Cubic Measure

1 cu. centimeter = 1000 cu. millimeters = .06 cu. inch
 1 cu. decimeter = 1000 cu. centimeters = 61.02 cu. inches
 1 cu. meter = 1000 cu. decimeters = 35.31 cu. feet

Approximate Conversion Factors

To change	To	Multiply by	To change	To	Multiply by
inches	centimeters	2.540	ounce-inches	newton-meters	.007062
feet	meters	.305	centimeters	inches	.394
yards	meters	.914	meters	feet	3.280
miles	kilometers	1.609	meters	yards	1.094
square inches	square centimeters	6.451	kilometers	miles	.621
square feet	square meters	.093	square centimeters	square inches	.155
square yards	square meters	.836	square meters	square feet	10.764
square miles	square kilometers	2.590	square meters	square yards	1.196
acres	square hectometers	.405	square kilometers	square miles	.386
cubic feet	cubic meters	.028	square hectometers	acres	2.471
cubic yards	cubic meters	.765	cubic meters	cubic feet	35.315
fluid ounces	milliliters	29.573	cubic meters	cubic yards	1.308
pints	liters	.473	milliliters	fluid ounces	.034
quarts	liters	.946	liters	pints	2.113
gallons	liters	3.785	liters	quarts	1.057
ounces	grams	28.349	liters	gallons	.264
pounds	kilograms	.454	grams	ounces	.035
short tons	metric tons	.907	kilograms	pounds	2.205
pound-feet	newton-meters	1.356	metric tons	short tons	1.102
pound-inches	newton-meters	.11296			

Temperature (Exact)

°F	Fahrenheit	5/9 (after	Celsius	°C
	temperature	subtracting 32)	temperature	

PIN: 071486-000